

Appendix 1 Corporate Parent Report 4th December 2014

Post 16 Education Results, 2013/2014

By Sundeep Gill – Post 16 LAC Teacher

This report covers the details for Post 16 Education results for the academic year 2013/2014 and gives information on the current year 12 and year 13 year groups.

PART 1 - University Students

Total Graduates 2013/2014

This year there were a total of eight students who graduated from University, six with first degrees and two who graduated with a Masters Degree (ten graduated in 2013 and thirteen in 2012).

Below are the courses and grades achieved with the institution listed:
They graduated from the following courses:

1. BA (Hons) Maths – 1st Queen Mary's University
2. BSc (Hons) Mechanical Engineering – 1st City University
3. BA (Hons) Sociology - 2:1 Southbank University
4. BSc (Hons) Pharmacy- 2:1 Kingston University
5. BA (Hons) Photography- 2:2 University of East London
6. Early Years Foundation Degree –Pass Somerset College affiliated to Plymouth University

Post Graduate courses:

7. MA in Public Affairs and Lobbying – Brunel University
8. MSc in Nursing Sciences- Norwich University

As last year, the young people studied a wide variety of courses and achieved varying pass rates from an outstanding first to pass degrees. The numbers of graduates are lower than the previous two years as there were 6 students that started University in 2010 which correlates to the number of students graduating this year. The reason for this decrease in first year university students uptake in 2010 is possibly linked to the fact that in 2008 only four students achieved five GCSEs A to C and one of these included English and Maths.

Type of Course/Choice of University Trends 2012/13

In the academic year (2013/14) we had a total of 35 students studying at University level at 21 different institutions (compared to 36 in 2012/13 and 38 students in 2011. Table 1 (below) shows the Year, University and Course.

Choice of course and University

A wide range of courses were chosen, although Engineering, Psychology, Business Studies and Social Work are proving to be popular as are Universities in the London area (25/35 students studying at Universities in the London area). University of East London and London Metropolitan are the most popular universities to study amongst our young people. In 2013/14, 3/35 students were studying at Russell Group Universities.

Ealing Young People at University 2013/14
Table 1 – Courses studied by Year and Institution

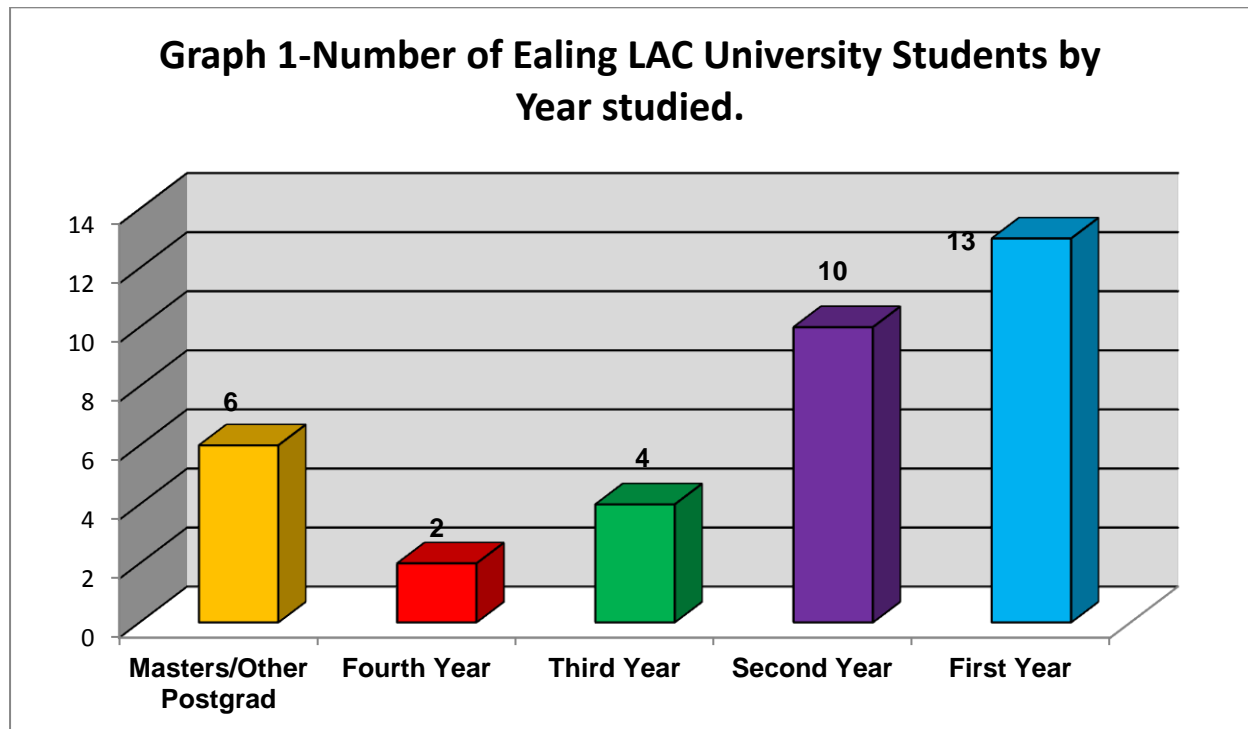
MASTERS and other Post graduate STUDENTS	
University	Course
City	English PHD
Brunel	Public Affairs & Lobbying
Norwich	Nursing Sciences
Lancaster	Applied Linguistics
Surrey	Mechanical Engineering
Royal Holloway	Accounting PHD
FOURTH YEAR	
Kingston	Pharmacy
City	Mechanical Engineering
THIRD YEAR	
University	Course
Queen Mary's	Maths
East London	Photography
Southbank	Sociology
London Metropolitan	IT & Maths
SECOND YEAR	
University	Course
East London	Fine Art and Photography
Buckinghamshire	Police Studies
Westminster	Business Studies
London Metropolitan	Computer Gaming
East London	History
Hertfordshire	Pharmacy
Oxford Brooke	Nursing
Calderdale College affiliated to Leeds University	Business Studies
Somerset College affiliated to Plymouth University	Early Years Teaching Foundation
Buckinghamshire	Nursing
FIRST YEAR	
University	Course
Kingston	Criminology and Psychology
Birmingham	Criminology and Sociology
Bedfordshire	Disability Studies
Middlesex	International Tourism Management
St Mary's	Primary Teaching
London Metropolitan	Computer Science and Business Foundation
Swansea	Aerospace Engineering
London Metropolitan	Social Work
Queen Mary's	Electrical Engineering
Greenwich School of Mgt	Finance and Accounting
Greenwich School of Mgt	Human Resources
West London Uni	Social Work
Regents College affiliated to Westminster University	Psychology

Russell Group Universities:

Numbers of students by Year studied

In the academic year 2013//2014, Ealing Care Leavers were in the following years at University:

- Masters – 4 students (3 in 2012/13)
- Other Postgraduate – 2 students (4 in 2012/13)
- Fourth Year – 2 students (1 in 2012/13)
- Third Year – 4 students (9 in 2012/13)
- Second Year – 10 students (7 in 2012/13)
- First Year – 13 students (12 in 2012/13)

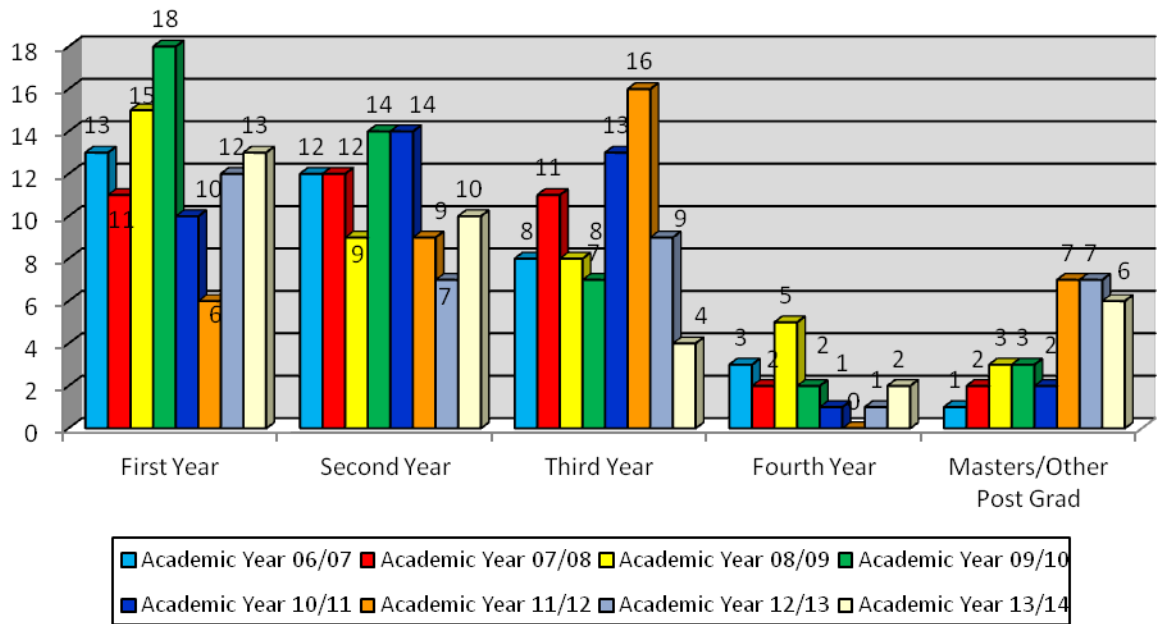


University Trends 2006 to 2014

Trends - Overall, student numbers at University have slightly decreased in the previous three years. In 2013/14 we had 35 students at university, compared to 36 the year previously. This is compared to 38 in 11/12, 40 students in 10/11, 44 in 09/10, 39 in 08/09, 38 in 07/08, 37 in 06/07, 32 in 05/06, 30 in 04/05 and 27 in 03/04. However, more students continue to study at postgraduate level, with 1 student in 06/07, two in 07/08, three in 08/09, three in 09/10, three in 10/11, seven in 11/12, seven in 12/13 and six in 13/14. As of September 2014, there has been a slight increase in the numbers studying at University and there are 37 (15%) students studying at University.

During the Academic Year 2013/14, 3 additional students did not continue their degree courses, (2 in 2012/13). One student struggled with the workload and content of her chosen course and has decided to start an alternative degree course from Sep 2014. Two students had babies and will be returning to complete their degree courses in the future. We expect a total of 37 students to be studying at University during the academic year 2014/15, which is 15% of the care leaver group (14% previous year).

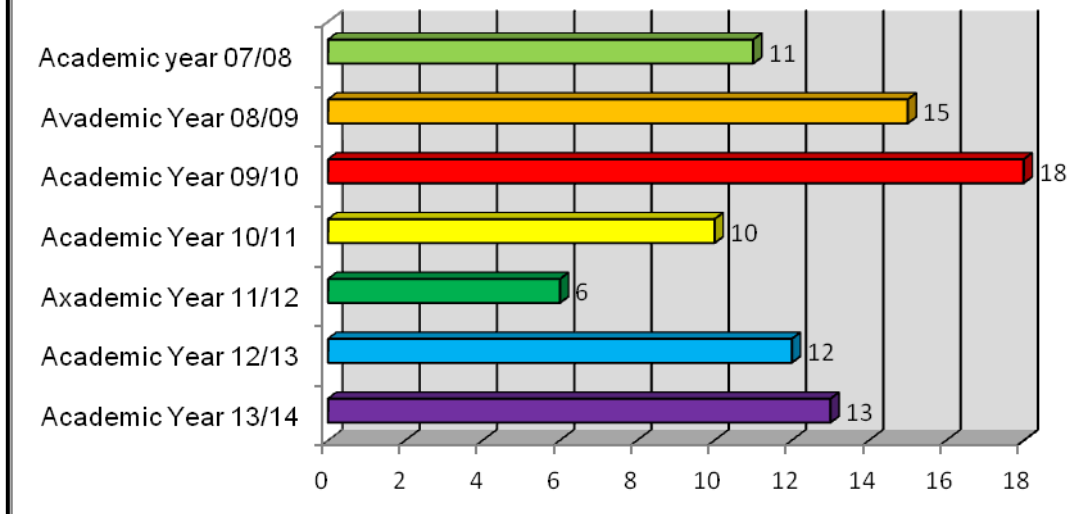
Graph 2 - University Trends



First Year Student Trend

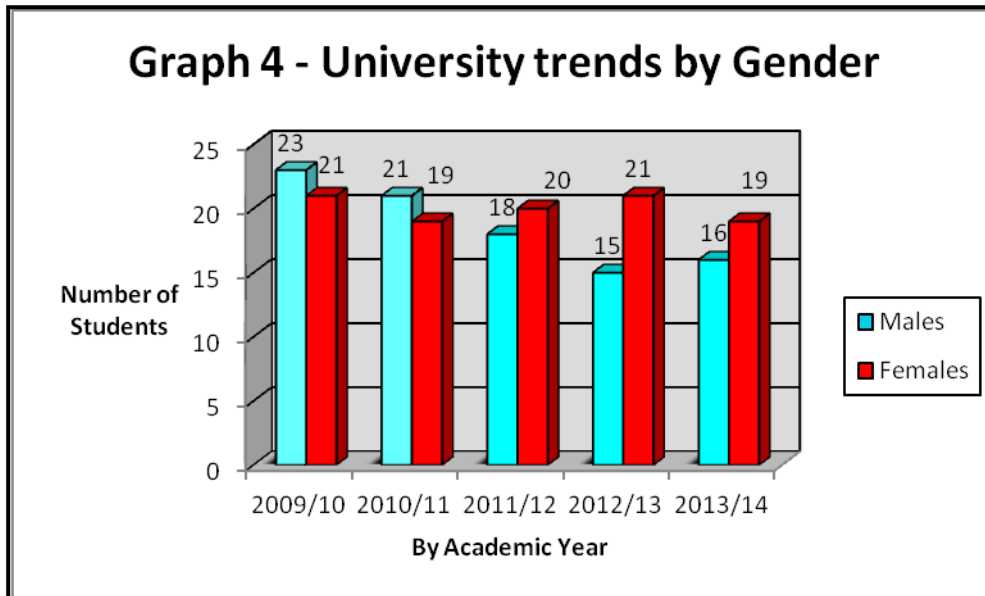
The graph below shows the number of first year university students over the past 8 academic years. As can be seen the trend has been that over the first four years the numbers of Care Leavers entering first year at University has been stable at approximately 10+ students with a slight decline in 2011/12. In the last two academic years there has been an increase in the numbers of first year University students compared to 2011/12 and 2010/11.

Graph 3- Number of First Year Uni Students: last 7 academic years

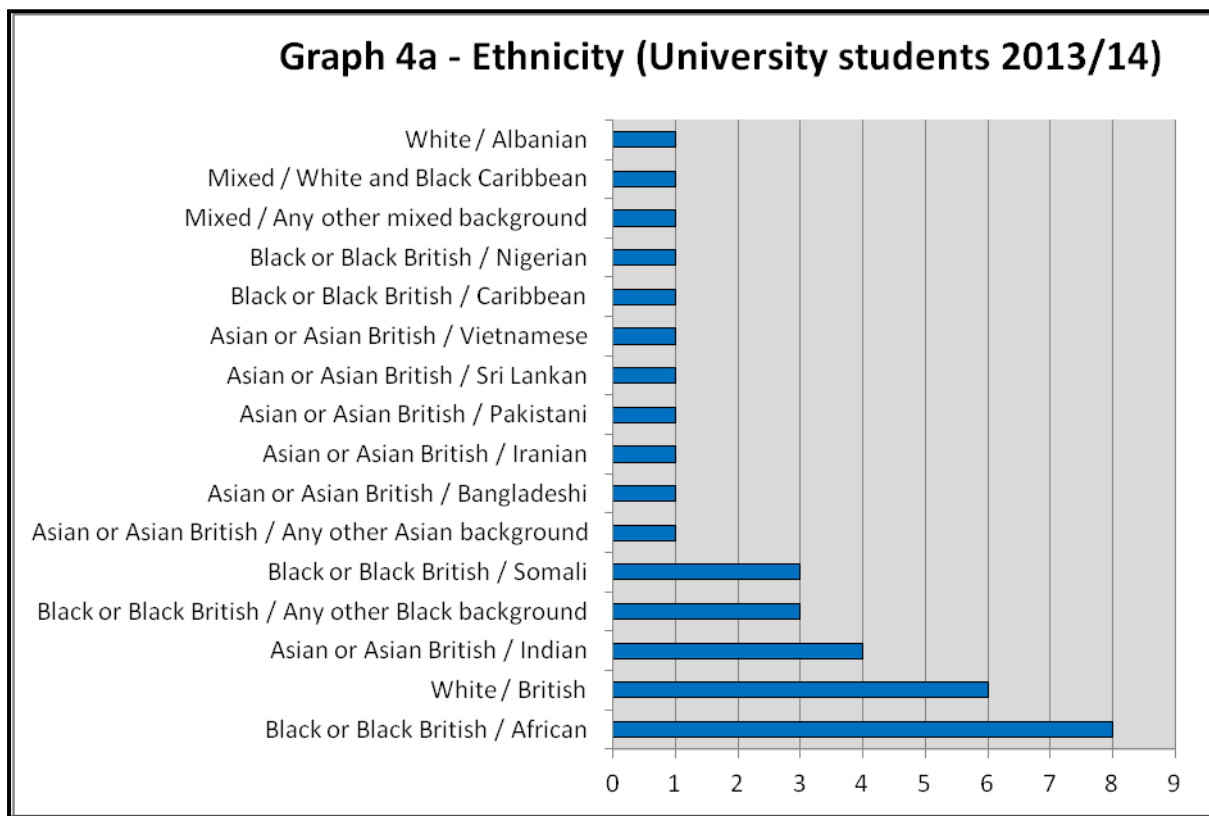


Breakdown by Gender

In 13/14, in total there were 19 females - 54% of students (2 less than last year) and 16 males - 46% of students (1 more than last year) at University. Overall, in the last three academic years there were slightly more females than males studying at University. In the two academic years prior to 2011/12, there have generally been slightly more males compared to females at University.



Breakdown by Ethnicity



2014 New Undergraduates and Routes in to Higher Education

The table below shows the degrees that new 1st Year University students have started in autumn 2014 as well as the routes they took to achieve university entrance qualifications and the grades they achieved. This September fourteen were eligible to start University, however, twelve have actually started their degree courses in their first year.

Table 2: Route into Higher Education - First Year Students 2014

University Course	Choice of University	Route	Previous Courses completed	Previous Place of study
BA English	Essex University	A Levels	A2 Levels English B RE C Psychology E	Cardinal Wiseman Sixth Form
BA International Relations	Westminster University	A Levels	A2 Levels Russian A English C Law U	Woodbridge Sixth Form
BA Events Management	Bedfordshire University	A Levels	A2 Levels Double Business A* & A Health and Social Care E	Cranford Community College
BA Accounting And Finance	Kingston University	A Levels	A2 Levels Economics B Physics D Maths C	St Dominic's Sixth Form
BSc Psychology and Substance Misuse	West London University	BTEC	BTEC National Diploma in Health and Social Care Triple Distinction	Uxbridge College
BA Travel Tourism Management	Hertfordshire University	BTEC	BTEC National Diploma in Travel and Tourism Triple Distinction	Uxbridge College
BSc IT	West London University	BTEC	BTEC National Diploma IT Pass and Merit	Uxbridge College
BSc Electrical and Electronic Engineering	University of East London	BTEC	BTEC Applied Science Pass and Merit	Uxbridge College

BSc Criminology, Forensics and Policing	West London University	BTEC	BTEC Gas Utilisation/Construction Pass	East Berkshire College
BA Film and TV Production	West London University	Access Course	Access to Media HE Diploma Merit and Distinction	City and Islington College
BA Human Rights and Spanish	Kingston University	Access Course	Access to Sociology and Education HE Diploma Pass	Kingston College
BSc Psychology	Westminster University	Access Course	Access to Social Work HE Diploma Merit and Distinction	Ealing Hammersmith & West London College

Summary

One student was successful in achieving the Sanctuary Award (fee waivers for asylum seeking young people) from Kingston University this year. There were at least two other students who were also set to go to University this year. One other student that applied for the Sanctuary Award from Kingston University but was not successful in his application and due to their immigration status is not able to pursue this route this year. One other student that qualified to study Psychology at University has deferred for Sep 2015 as she is currently working as a volunteer alongside a Clinical Psychologist in Zimbabwe. Last year at this time in September we had thirteen students that qualified for University. BTEC and A Level Courses continue to be the most popular route to HE followed by Access courses.

The current percentage of care leavers at University has been maintained at 15%. In terms of predictions for University next September 2015, it is anticipated that 10 young people are on track to qualify, following a mix of BTEC and more traditional A level routes with an emphasis on young people taking BTEC and Access Courses.

4. Graduates 2013 and Work Outcomes

In 2013 there were seven students who graduated from University with first degrees and three who graduated with Further Degrees.

They graduated from the following courses:

1. BSc (Hons) Business Studies – 1st Westminster University
2. BA (Hons) Photography – 2:1 West London University
3. BSc (Hons) Civil Engineering – 2:1 Kingston University
4. BSc (Hons) Pharmacy - 2:1 Kings College University
5. BSc (Hons) Sport and Exercise Science- 2:1 London Metropolitan University
6. BSc (Hons) IT for Business- 2:2 Kingston University
7. BA (Hons) Social Work- 2:2 Brunel University

Post Graduate courses:

8. MSc In Developmental Educational Psychology – Institute of Education
9. Post Graduate Certificate in Primary Education- Hull University
10. Graduate Teacher Training Programme-St Mary's University

Several of these students were all successful in gaining graduate positions or going on to further study. Of the students who completed Masters Courses and Further Degrees in summer 2013, one young person has been appointed as the Lead Mentor within LAC Education Team in Ealing. Another young person has also secured employment as a History Teacher in London and another is working in the Army as a Communications Engineer. Of the students who completed First Degree in 2013, one young person is studying a Masters in Structural Engineering at Surrey University.

The majority of the remaining students who completed First Degrees in 2013 secured employment. These jobs included:

- Customer Services Cashier at Barclays
- Pharmacy Traineeship
- Marketing Position
- Social worker assistant
- IT Administration.
- We are also awaiting confirmation for the outcomes of one other Graduate from 2013 who is actively seeking employment.

PART 2 - Education results, young people aged 16-18 Year 12

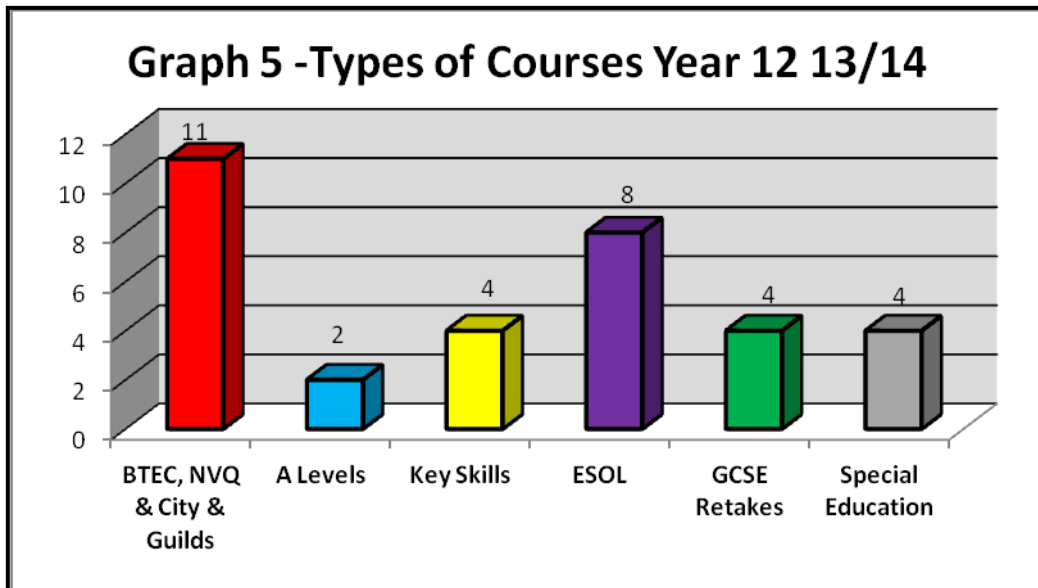
As seen from the table below, the numbers of students in education in Year 12 in 2013/14 has decreased compared to the previous academic year. The NEET percentage has increased compared to the previous year. This reflects the complex year 11 group that took their GCSEs in summer 2013 where 11 were only in mainstream schools and the cohort had special educational needs, mental health issues or complex social and emotional needs. Students are being supported in alternative appropriate Post 16 Pathways and accreditation.

Table 3 – Year 12 students in study, employment, NEET or other

Category	2010/11	2011/12	2012/13	2013/14
In Study	48/65= 74	39/52=75%	49/62=79%	33/51=65%
Employed	1/65=1.5%	0/52= 0%	0/62=0%	0/51=0%
Training	1/65=1.5%	2/52= 4%	2/62=3%	4/51=8%
NEET	3/65=20%	11/52=21%	11/62=18%	14/51=27%
Other/unknown	2/65=3%	0/52=%	0/62=0%	0/51=0%

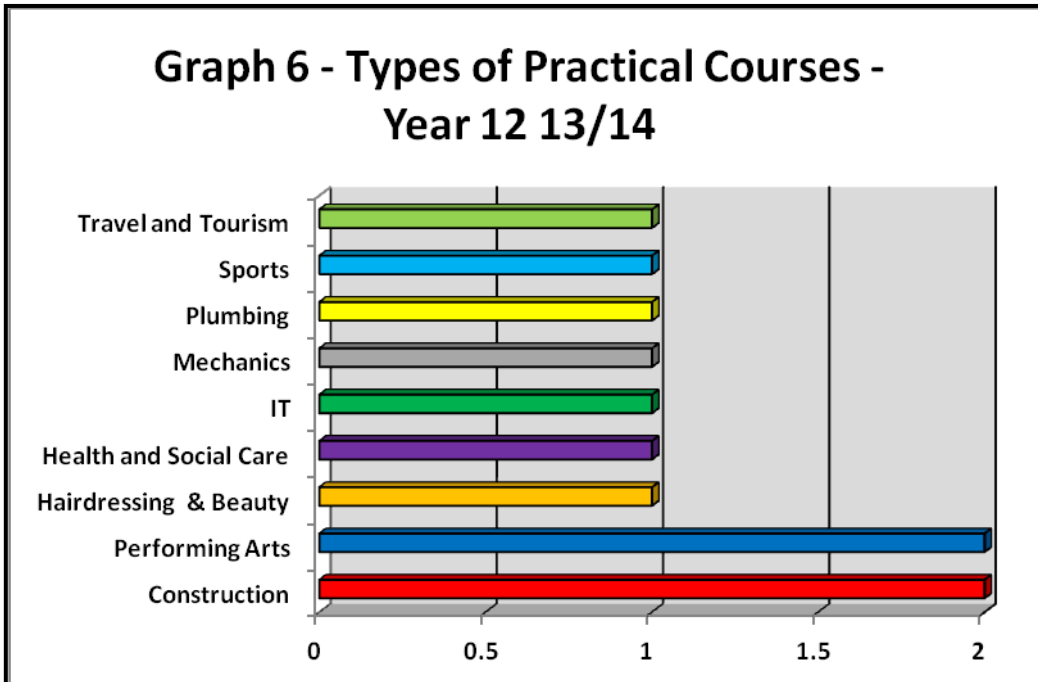
Type of Course studied

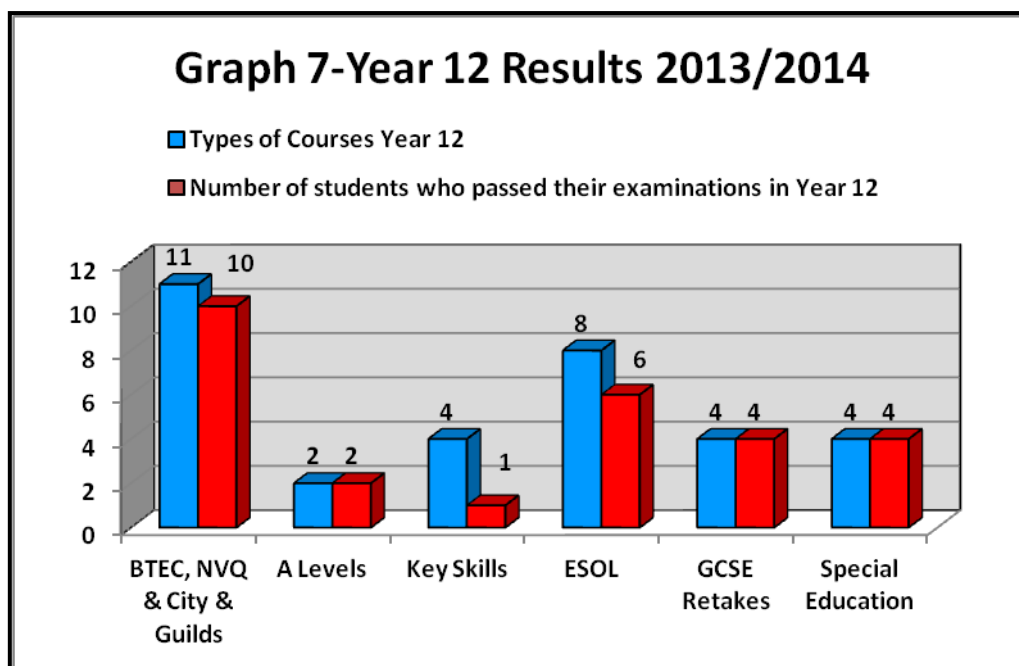
Of the young people that were studying, most chose to study at College. As can be seen from the graph below 11 out of 33 or 33% of those studying chose to take practical courses such as BTECs, NVQs or City and Guild qualifications.



Types of practical courses studied

As seen from Graph 6 below there are a wide range of practical courses studied by our young people. The most popular were Performing Arts and Construction Courses.





Of the 10 students in Year 12 that passed their BTECs etc, 7 of these are continuing with the same course and 2 of these students are following a three Year Level 3 BTEC Course (the equivalent of A Level). Another 3 students who passed their BTEC Course at the end of year 12 have gone on to start a new Course in Sep 2014. One has started A Levels, one has started an IT Apprenticeship and another a Business Administration training course. The 2 students taking A Levels passed their first year but one of these students have chosen to improve their grades further in this academic year.

Young people are taking a wide range of practical subjects as well as a few A Levels (2 young people). The 14 who are still deciding ways forward are all being supported by the LAC Education Team, the SOT Team and Connexions and it is expected that appropriate education, training or employment will be sourced for them in the coming months.

Year 13

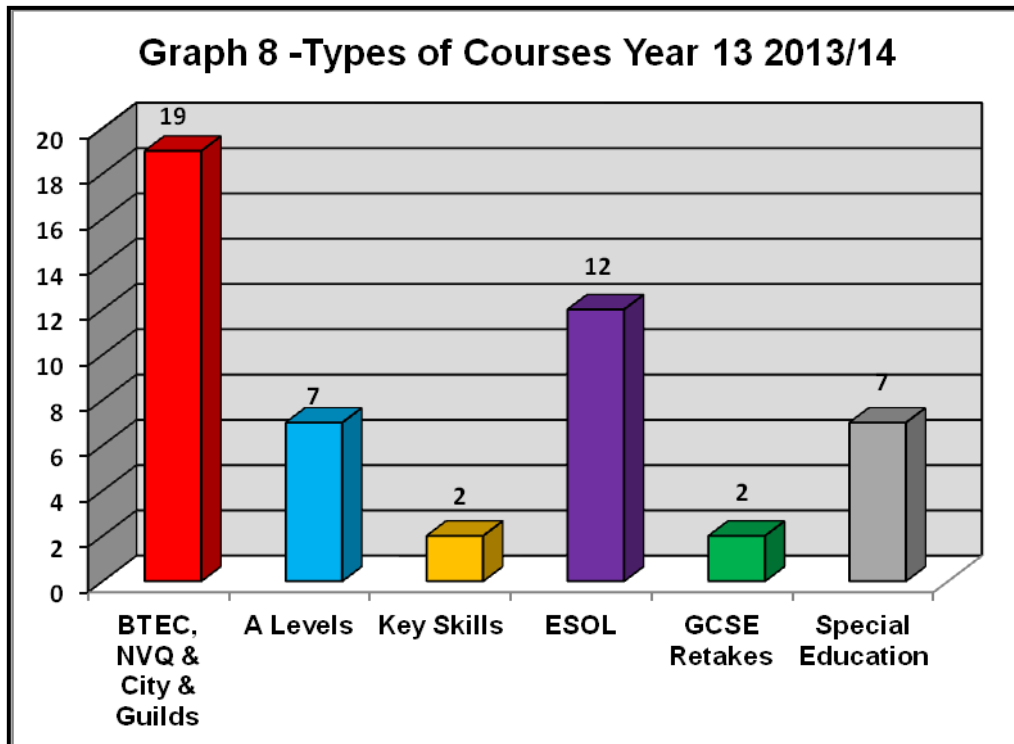
As you can see from the table below, the figures for students in education has slightly increased compared to the previous year. The NEET percentage has stayed the same as the previous year. Changing courses, being full time parents and illness have impacted on the figures.

Table 4 –Year 13 students in study, employment, NEET or other

Category	2010/2011	2011/2012	2012/2013	2013/2014
In Study	51/75 =68%	45/65 =69%	44/65=68%	49/71=69%
Employed	3/75=4%	0/65 =0%	2/65=3%	3/71=4%
NEET	15/75 =20%	15/65 =23%	14/65=21%	15/71=21%
Training	6/75 =8%	5/65 = 8%	5/65=8%	4/71=6%

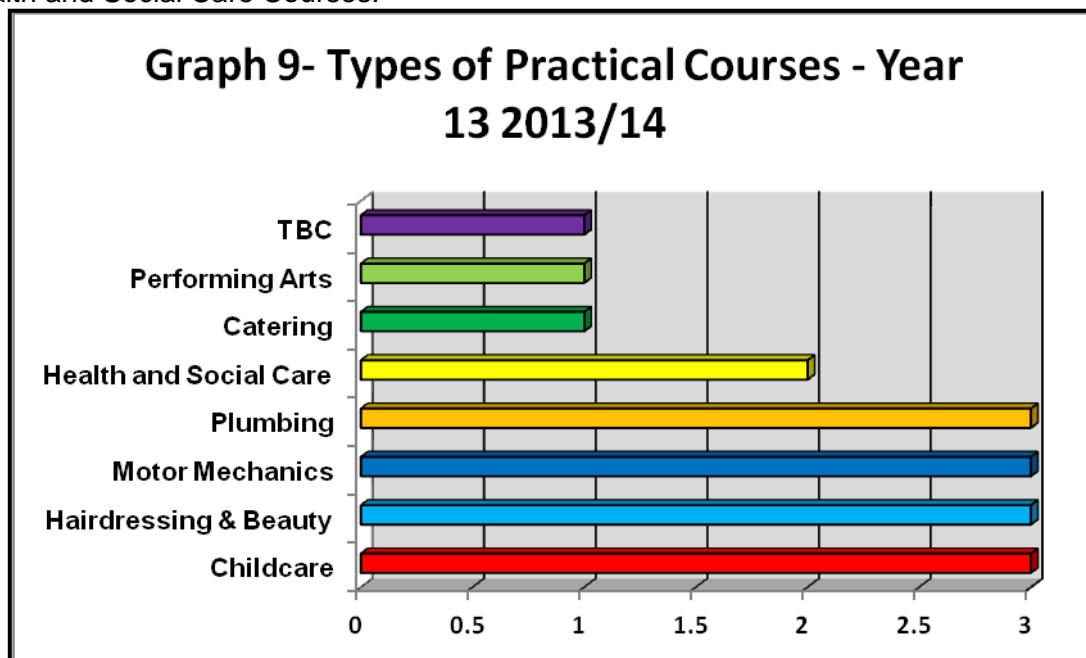
Type of Course studied

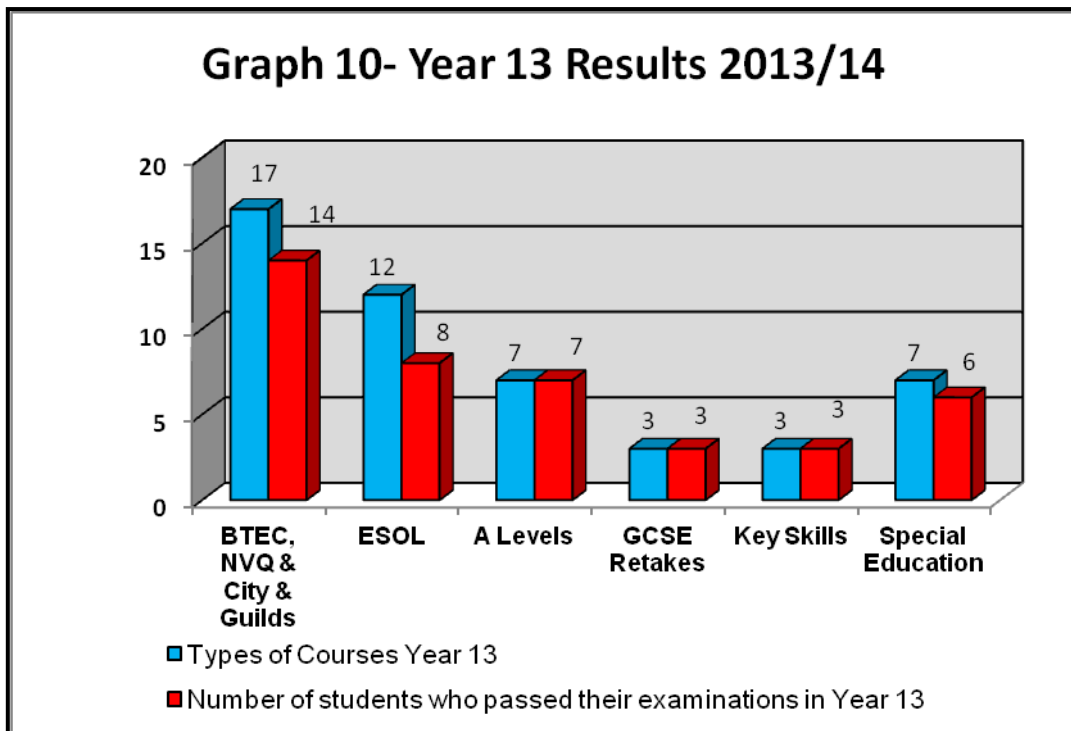
Students studied a wide variety of courses. Once again the practical courses, such as BTEC's, NVQs and City and Guilds qualifications were by far the most popular. By contrast seven students studied A Levels. See Graph 8 for details.



Types of practical courses studied

As you can see from Graph 9 below there are a wide range of practical courses studied by our young people. The most popular was Childcare, Hairdressing and Beauty, Motor Mechanics and Plumbing. Other popular courses with Year 13 aged students included Health and Social Care Courses.





Of the 14 students in Year 13 that passed their BTECs courses, 4 of these students are following a three Year BTEC Course. A further 8 students who passed their BTECs at the end of Year 13 are continuing with BTEC Level 2 Courses in Sep 2014.

PART 3 - The current situation Year 12 & 13

There are currently 50 young people in Year 12, i.e. who took GCSEs in the summer of 2014. Of these 38 (76%) are in education, following the similar trend to other young people in that they are taking a wide range of practical subjects. The majority of year 12 students are on Level 1, Level 2 courses and L3 Courses. Twelve students are taking Level 3 courses which include A Level and BTEC Courses. Eleven of these twelve students all achieved 5 A* to C GCSE grades including English and Math's in the 2014 summer examinations. Eight of the eleven students have continued with Level 3 Courses in same school they sat their GCSE examinations in. Three students are NEET (Not in Employment, Education or Training) (6%) and 6 students are on training programmes/courses (12%), one is in employment (2%) information on the remaining two young people (4%) is currently unavailable. Of the 3 students that are currently NEET in year 12, one of these young people did not sit GCSEs in Summer 2014 and the two others achieved 1 A* to G grade in the Summer 2014 examinations.

There are currently 54 young people in year 13. Of these, 36 are in education (67%), 7 are in training (13%) and 10 (18%) are NEET and one (2%) is currently unavailable. The situation across Years 12 and 13 remains similar to previous years in that the majority of looked after young people choose to study in FE colleges. The majority are in Ealing, Hammersmith and West London College where there is a full time mentor for Looked After Children and strong support for LAC especially around admissions. Richmond and Uxbridge College are also proving to be popular with our young people. Overall in terms of the routes young people follow, most young people follow BTEC qualifications over three years demonstrating a strong commitment to education and a determination to succeed.

LAC Team work to sustain and improve

In order to ensure the uptake for Higher Education is sustained for 2015 entry, we

- Have already identified at least 10 young people who qualify for University next year.
- Appointments have been made with the young people to support them with choosing appropriate courses and Universities and ensuring applications are made to time.
- Advice and support with UCAS applications and student finance is covered with our young people every Thursday during information and Advice for Post 16 students.
- All young people applying to University receive guidance on their personal statements as well as the financial support that is available to them.
- Potential University students are given the opportunity to meet with the Post 16 Teacher regularly at Horizons to access support with assignments as well as any support with the University application process.
- Their progress is tracked and monitored throughout the year with regular dialogue with their College & Sixth Form tutors, Social Workers and 20+ workers.
- We have built strong links with the Refugee Support Network who have offered additional support for our young people with immigration issues who are aspiring to attend University.
- We have also built strong links with Widening Participation Officers that support Care Leavers at University which includes pre application support and advice.