

Appendix 1

Ealing LAC Attainment

2017-18

Key Stage 1

Key Stage 1

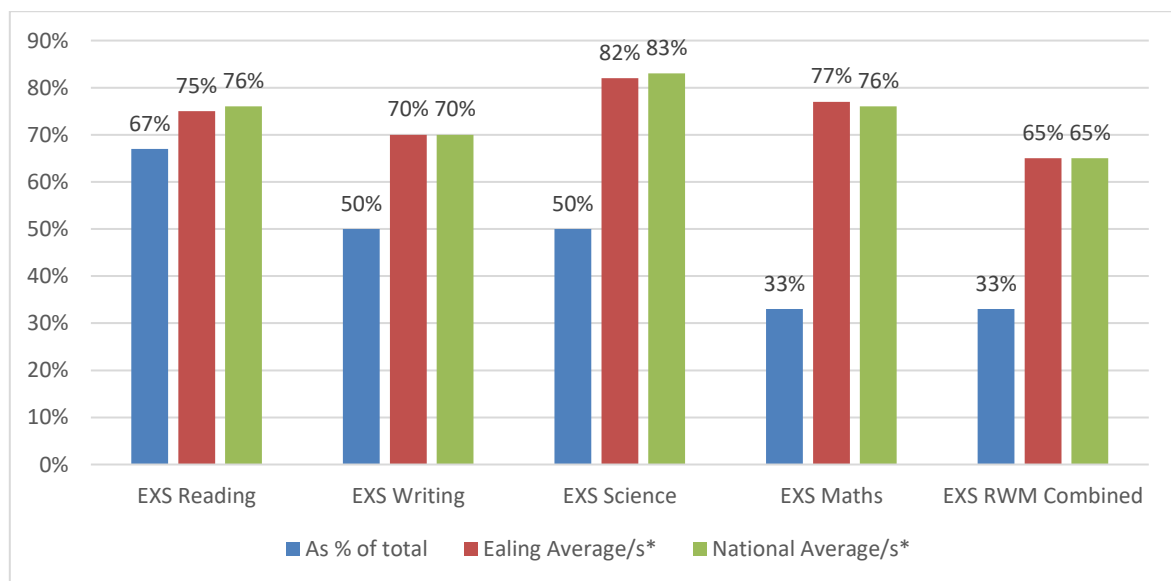
Attainment

Overall Attainment

The table and chart below indicate the overall performance of the KS1 cohort as a % of those who achieved the “expected standard or exceeded the expected standard, “EXS”, in Reading, Writing, Science and Maths. All of the pupils had been in care for more than a year as at 31/03/2018.

Overall Attainment	No. of Pupils	As % of total	Ealing Average/s*	National Average/s*
EXS Reading	4	67%	75%	76%
EXS Writing	3	50%	70%	70%
EXS Science	3	50%	82%	83%
EXS Maths	2	33%	77%	76%
EXS RWM Combined	2	33%	65%	65%
Total no. of Pupils in KS1 Cohort	6			

*remains provisional data as at Sept. 2018

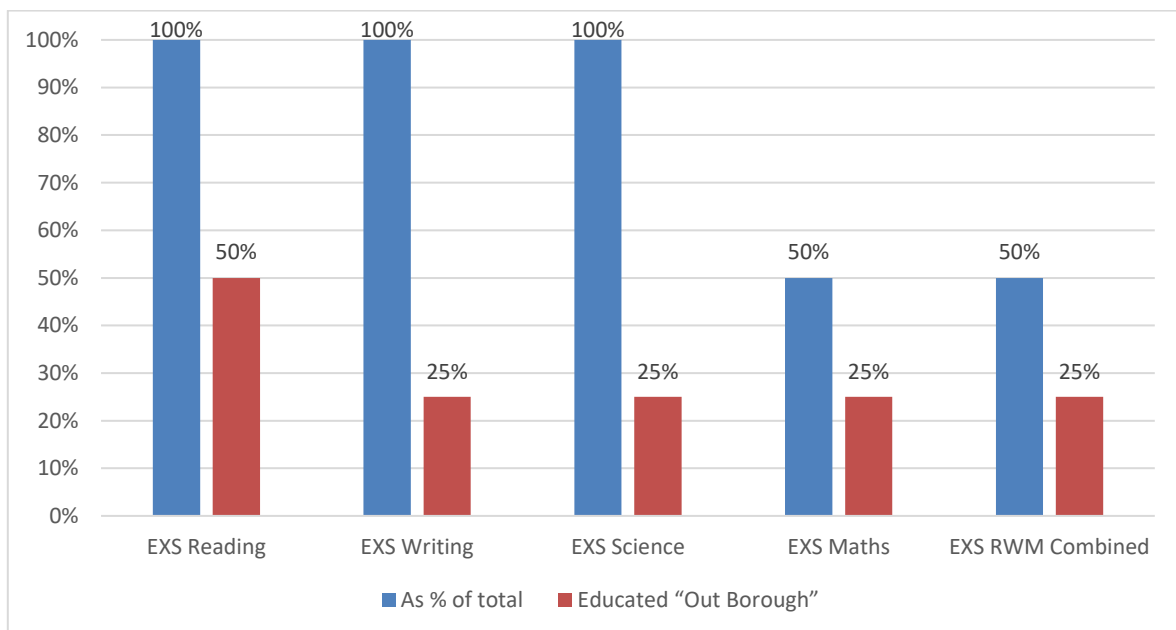


Attainment

At School in Ealing vs Out Borough

The table and chart below indicate the overall performance in the KS1 cohort as a % of those who achieved the “expected standard or exceeded the expected standard” in Reading, Writing, Science and Maths and divided into 2 categories; those educated in Ealing and those educated “Out Borough”.

Overall Attainment	Educated in Ealing		Educated “Out of Borough”	
	No. of Pupils	As % of total	No. of Pupils	As % of total
EXS Reading	2	100%	2	50%
EXS Writing	2	100%	1	25%
EXS Science	2	100%	1	25%
EXS Maths	1	50%	1	25%
EXS RWM Combined	1	50%	1	25%
Total Pupils in KS1 Cohort	2		4	



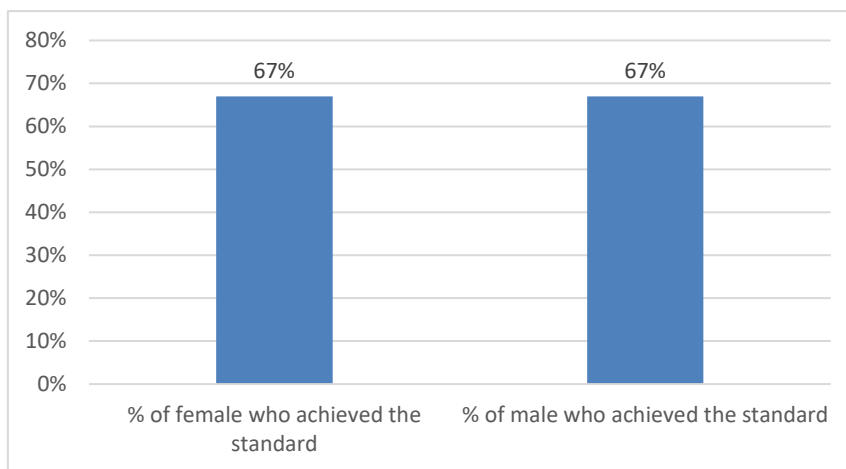
Reading Attainment

Gender

Of the 6 pupils in the KS1 cohort, 3 were male and 3 were female. The chart below indicates the proportion (%) of male and female pupils who achieved the “expected standard plus” in Reading

2 out of 3 female pupils achieved the “expected standard or exceeded the expected standard” in Reading

2 out of 3 male pupils achieved the “expected standard or exceeded the expected standard” in Reading

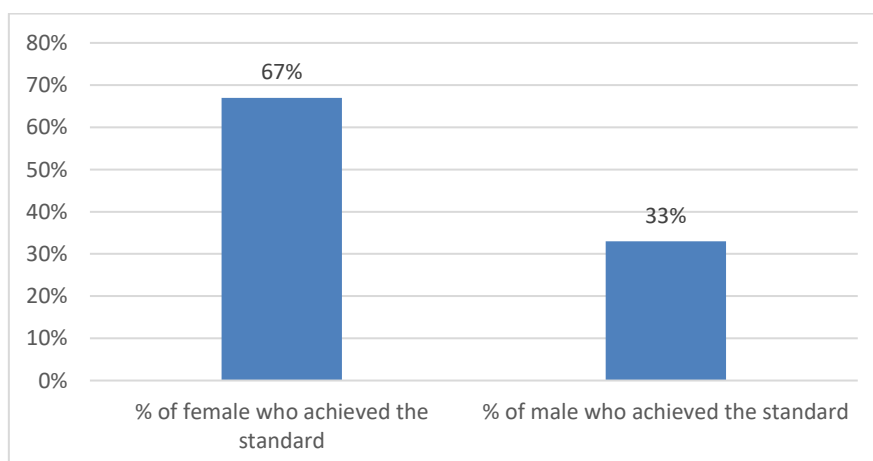


Science Attainment

Gender

2 out of 3 female pupils achieved the “expected standard or exceeded the expected standard” in Science

1 out of 3 male pupils achieved the “expected standard or exceeded the expected standard” in Science

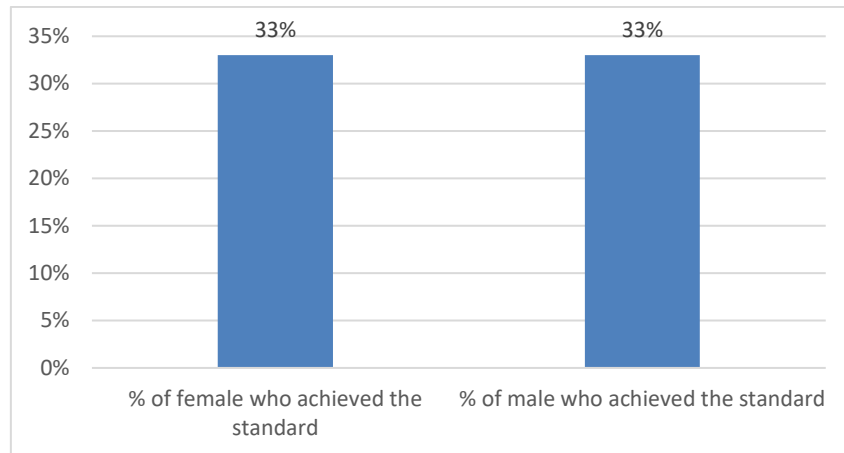


Maths Attainment

Gender

1 out of 3 female pupils achieved the expected standard or exceeded the expected standard” in Maths

1 out of 3 male pupils achieved the “expected standard or exceeded the expected standard” in Maths

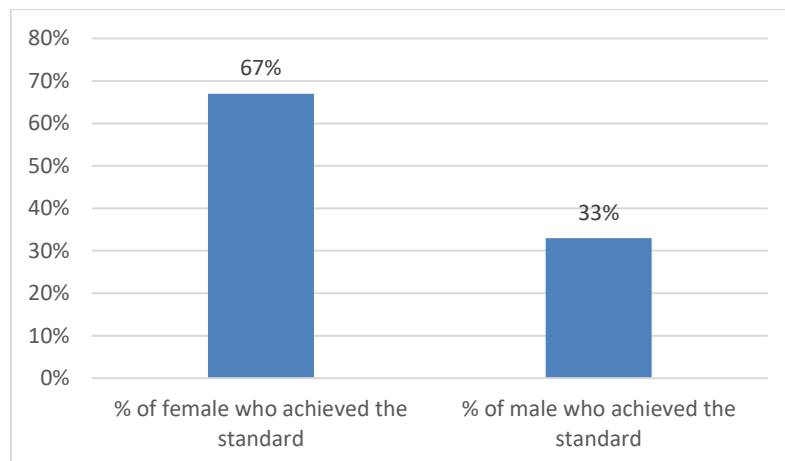


Writing Attainment

Gender

2 out of 3 female pupils achieved the “expected standard or exceeded the expected standard” in Writing

1 out of 3 male pupils achieved the “expected standard or exceeded the expected standard” in Writing

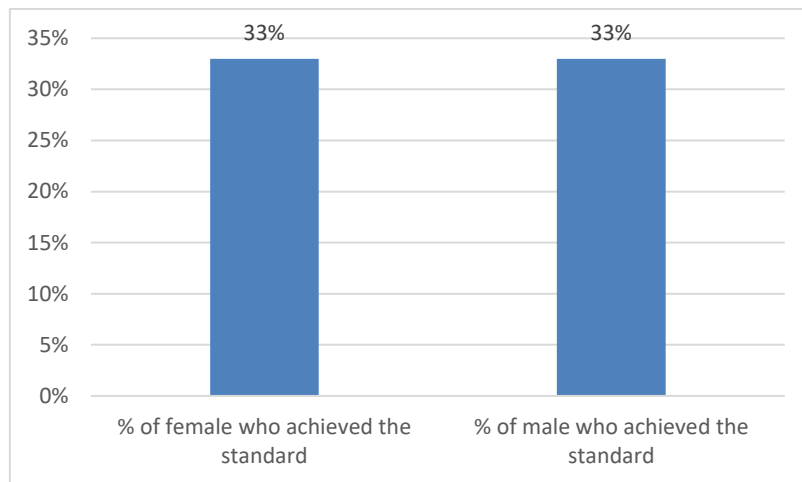


RWM Combined Attainment

Gender

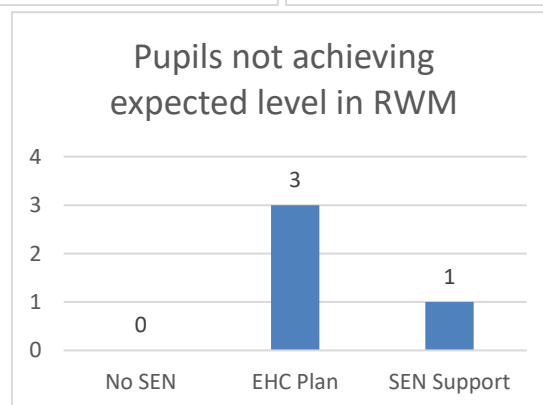
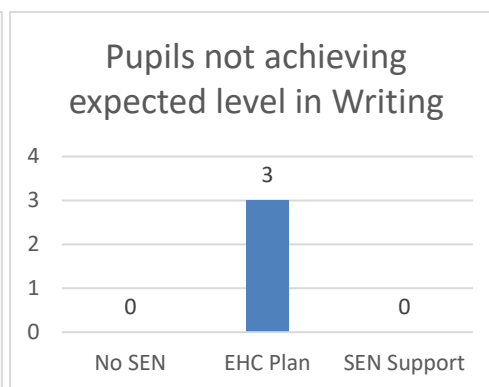
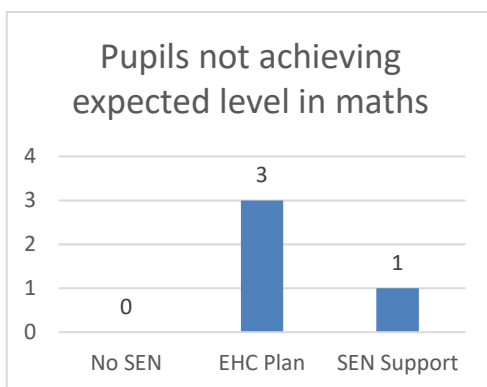
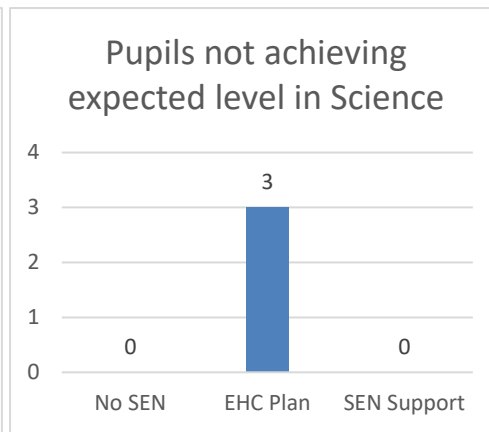
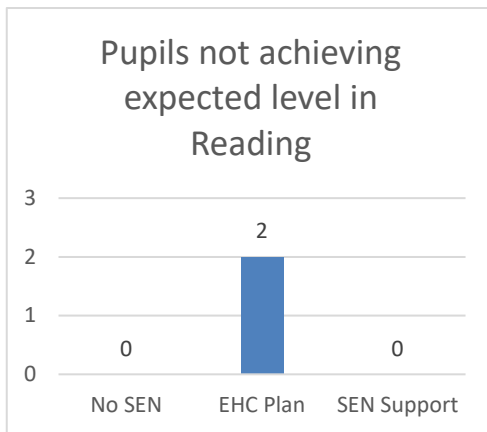
1 out of 3 female pupils achieved the “expected standard or exceeded the expected standard” in RWM

1 out of 3 male pupils achieved the expected standard or exceeded the expected standard” in RWM



Pupils not achieving the expected level

The charts below confirm that, in the majority of cases where pupils have failed to reach the target “expected” level in a particular subject area; they are also recognised as having a Special Educational Need.



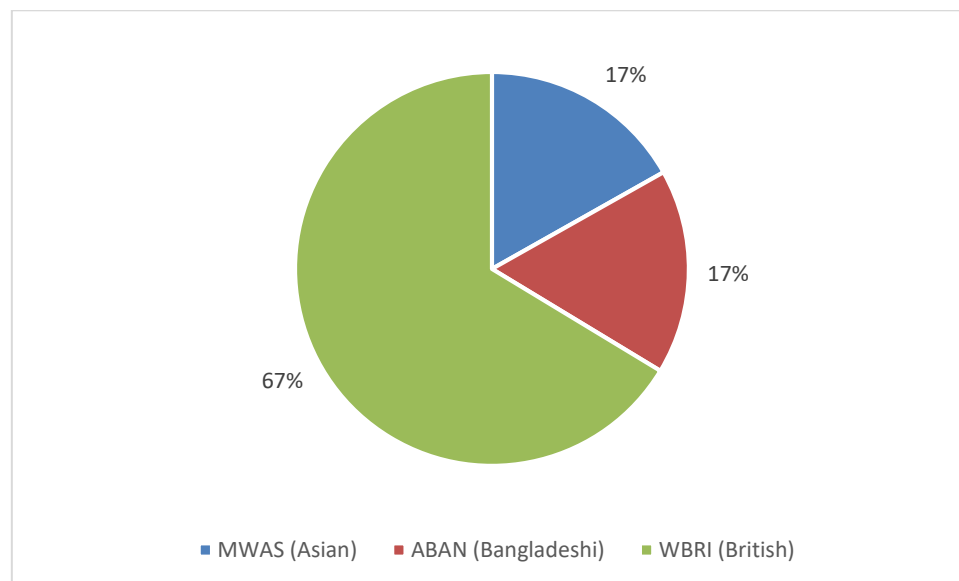
Overview of Cohort

Background Information

Ethnicity

The table and chart below indicate the ethnic diversity of the Key Stage 1 cohort.

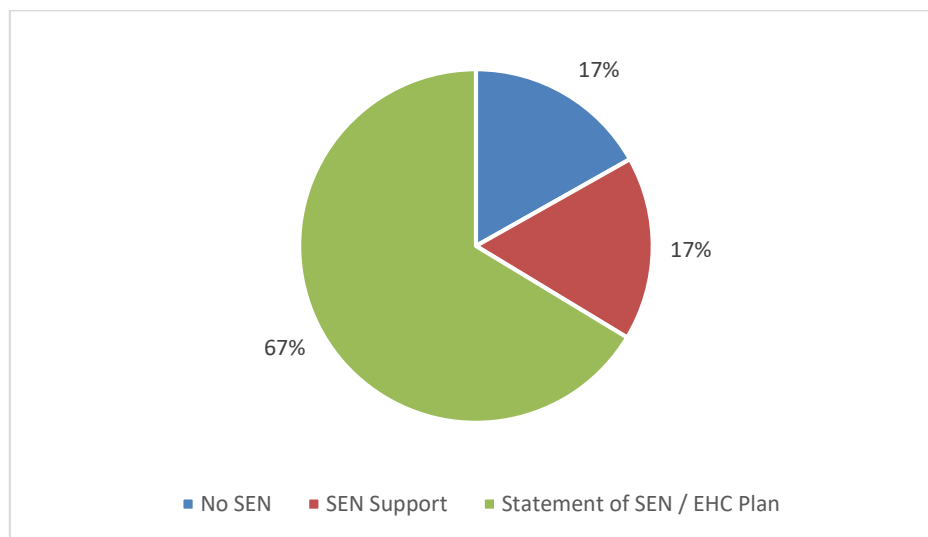
Ethnicity	Total no. Pupils	As % of total
MWAS (Asian)	1	17%
ABAN (Bangladeshi)	1	17%
WBRI (British)	4	67%
Total	6	



SEN

In the Key Stage 1 cohort, 83% of the pupils had an identified Sen Support.

SEN	Total no. Pupils	As % of total
No SEN	1	17%
SEN Support	1	17%
Statement of SEN / EHC Plan	4	67%
Total	6	



Ofsted Rating

All pupils in the Key Stage 1 cohort attended a school with an Ofsted report indicating the provision was good [3 of 6] or outstanding [3 of 6].

