

Appendix 1

Corporate Parent Report 13th December 2017

Post 16 Education Results, 2016/2017

by Sundeep Gill – Post 16 Virtual School Teacher

This report covers the details for Post 16 Education results for the academic year 2016/2017 and gives information on the current year 12 and year 13 year groups.

PART 1 - University Students

Total Graduates 2016/2017

This year there were a total of ten students who graduated from University, seven with first degrees and three who graduated with Post Graduate Courses (ten graduated in 2016 and seven in 2015).

Below are the courses and grades achieved with the institution listed:

They graduated from the following courses:

1. BSc (Hons) Aerospace Engineering – 1st Class Swansea University
2. BSc (Hons) Computer Science – 1st Class University of West London
3. BSc (Hons) Criminology, Forensics and Policing – 1st Class University of West London
4. BA (Hons) Social Work – 1st Class London Metropolitan University
5. BA (Hons) Film Production - 2:1 University of West London
6. BSc (Hons) Nursing (Mental Health) – 2:1 Middlesex University
7. BA (Hons) Business Foundation – Pass London Metropolitan University

Post Graduate courses:

8. Masters Curator, Museums, Galleries and Contemporary Culture - University of Westminster, Pass.
9. PHD Accounting, Royal Holloway, University of London.
10. Masters Advanced Engineering Design, Brunel University, Pass.

As last year, the young people studied a wide variety of courses. Young people achieved excellent pass rates ranging from 1st Class to 2:1 and Pass degrees. The numbers of graduates in 2017 is consistent in numbers compared to graduates from 2016.

Type of Course/Choice of University Trends 2016/17

In the last academic year (2016/17) there were a total of 45 students studying at University level at 30 different institutions (compared to 46 in 2015/16, 35 in 2014/15, 2013/14 and 36 in 2012/13. A wide range of courses were chosen, although Business, IT and Psychology are proving to be popular as are universities in the London area (29/45 students studying at universities in the London area).

In 2016/17, 5/45 students were studying at Russell Group universities (3/46 in 2015/16, 3/35 in 2014/15 and 3/35 in 2013/14).

Table 1 (below) shows the Year, University and Course for 2016/17.

Table 1-Ealing Young People at University 2016/17

MASTERS and other Post graduate STUDENTS	
University	Course
Brunel University	MSc Advanced Engineering Design
University of Westminster	Masters Curator Museums, Galleries and Contemporary Culture
Royal Holloway, University of London	Accounting PHD
THIRD YEAR	
University	Course
Buckinghamshire University	Airline & Airport Management
Essex University	English & Medicine
Kingston University	Accounting and Finance
London Metropolitan University	Computer Science and Business Foundation
London Metropolitan University	Social Work
Middlesex University	Mental Health Nursing
Swansea University	Aerospace Engineering
University of West London	Computer Science
University of West London	Criminology, Forensics & Policing
University of West London	Film and TV Production
University of West London	Psychology and Substance Misuse
SECOND YEAR	
University	Course
Brunel University	Foundation IT and Maths
Goldsmiths, University of London	Youth Studies, Community work
Kingston University	International Relations and Politics
London South Bank University	Creative Digital Media
London School of Technology and Science affiliated to London Metropolitan University	Business and Marketing
Middlesex University	IT
Roehampton, University	Classics & Theology
St Mary's University	Teaching & Social Sciences
University of Bedfordshire	Football Studies
University of East Anglia	Law
University of Sheffield	International Relations and Politics
University of West London	Food Science and Professional Cookery
University of West London	Health Promotion and Public Health
University of West London	Foundation Psychology
FIRST YEAR	
University	Course
Birbeck University of London	Film & Media
Cardiff University	Business Management
Coventry University	Psychology
GSM Greenwich School of Management	Events Management
Kings College University of London	History
London Metropolitan University	Sports Therapy
London Metropolitan University	Criminology
St Patricks College	Business Management
University of Kent	Business & Finance
University of Kent	French and History
University of Leicester	Bio Chemistry
University of Nottingham	Ancient History
University of Norwich	Sports and Physical Education
University of Portsmouth	Business & IT

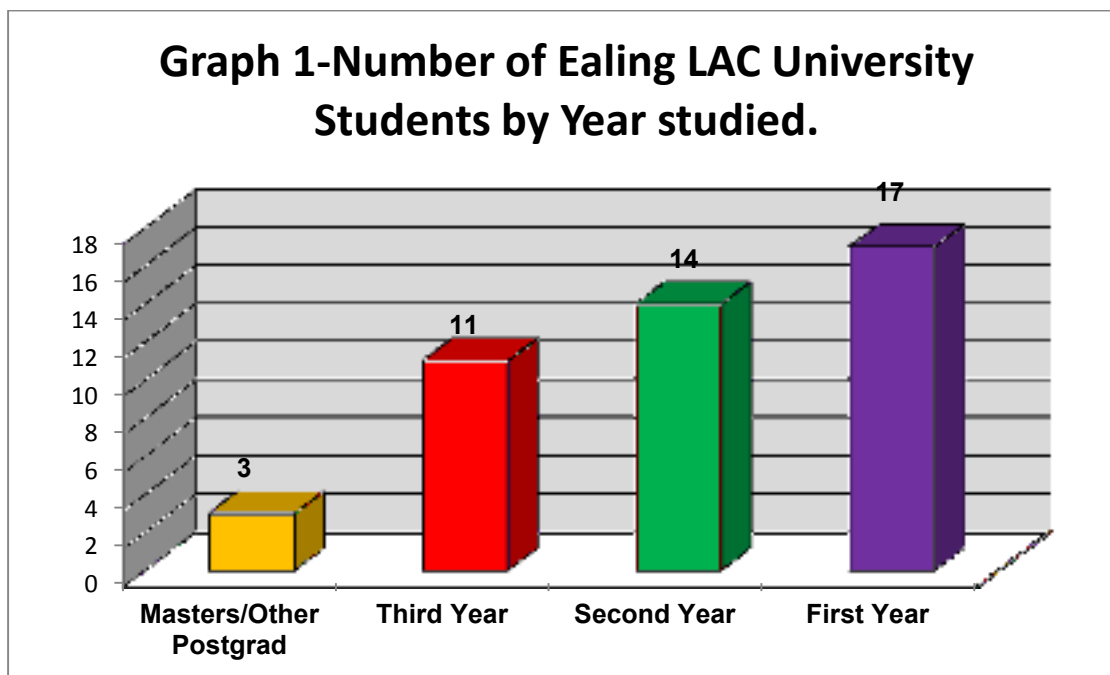
University of West London	Psychology
University of Westminster	Psychology
University of York	English Literature & Philosophy

Russell Group Universities:

Numbers of students by Year studied

In the academic year 2016//2017 Ealing Care Leavers were in the following University Years:

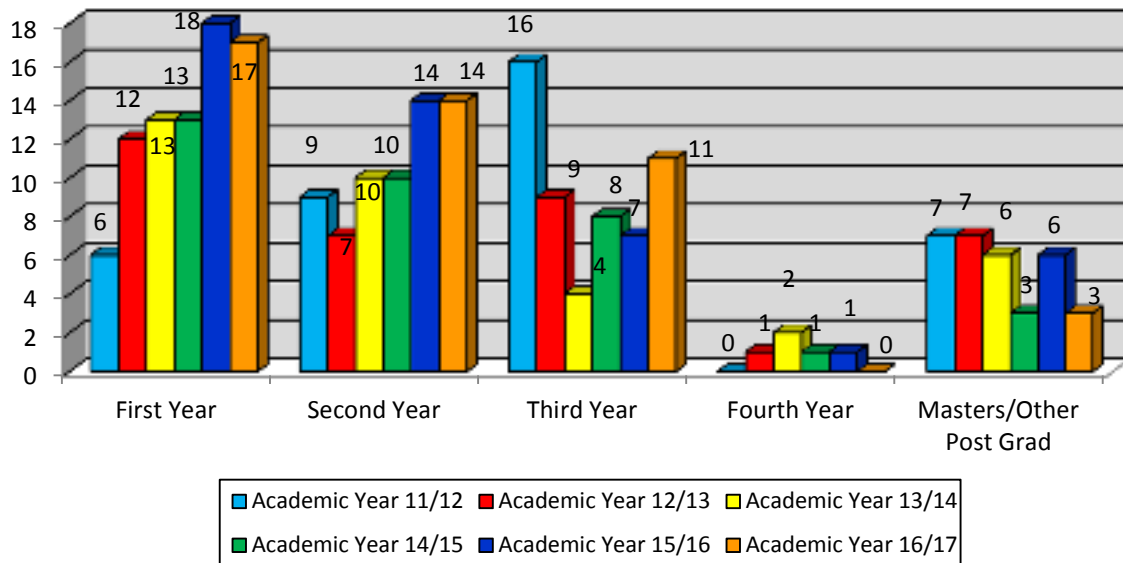
- Masters – 2 students (3 in 2015/16)
- Other Postgraduate 1 students – students (3 in 2015/16)
- Fourth Year – 0 student (1 in 2015/16)
- Third Year – 11 students (7 in 2015/16)
- Second Year – 14 students (14 in 2015/16)
- First Year – 17 (2 Feb started 2017) students (18 in 2015/16)



University Trends 2006 to 2017

Trends - Overall, student numbers at University have increased significantly over the last two years. In terms of 2016/17, numbers have been consistent with 45 students at university, compared to 46 the year previously. This is higher compared to 35 in 14/15, 35 in 13/14, 36 in 12/13, 38 in 11/12, 40 students in 10/11, 44 in 09/10, 39 in 08/09, 38 in 07/08, 37 in 06/07, 32 in 05/06, 30 in 04/05 and 27 in 03/04. Students have also continued to study at postgraduate level, with 1 student in 06/07, two in 07/08, three in 08/09, three in 09/10, three in 10/11, seven in 11/12, seven in 12/13, six in 13/14, three in 14/15, 6 in 15/16 and 3 in 16/17. As of September 2017, the significant increase in the numbers studying at University has been maintained and there are 46 (17%) students currently studying at University.

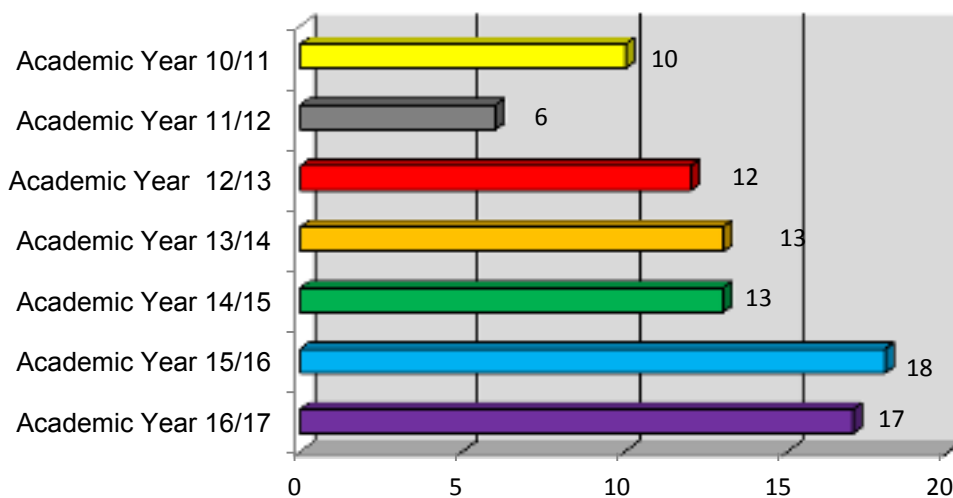
Graph 2 - University Trends



First Year Student Trend

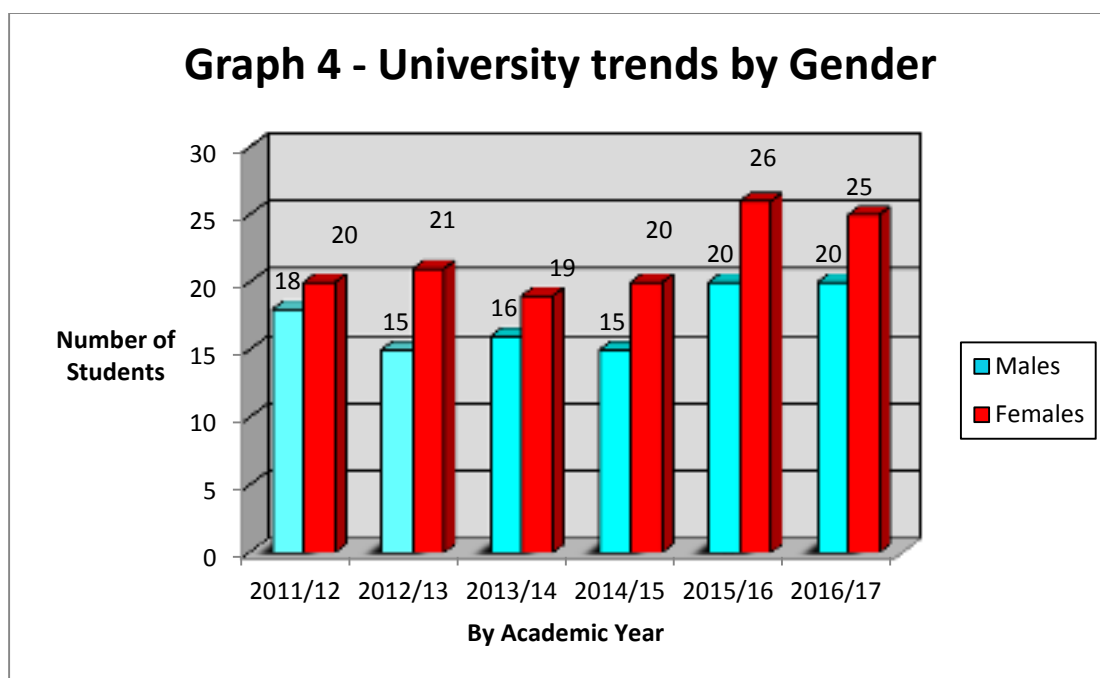
The graph below shows the number of first year university students over the past 6 academic years. As can be seen the trend has been that over the previous four years the numbers of Care Leavers entering first year at University has been stable at approximately 13+. In the last four academic years there has been an increase in the numbers of first year university students compared to 2012/13 and 2011/12. Please note four further students also started Higher Education Courses in the Spring Term 2016 which increased our first year total in the last academic year.

Graph 3- Number of First Year Uni Students: last 7 Academic years



Breakdown by Gender

In 16/17, in total there were 25 females - 55% of students (1 less than last year) and 20 males - 45% of students (same as last year) at University. Overall, in the last six academic years there were more females than males studying at University.



2017 New Undergraduates and Routes in to Higher Education

The table below shows the degrees that new 1st Year University students have started in autumn 2017 as well as the routes they took to achieve university entrance qualifications and the grades they achieved. This September, nineteen care leavers were eligible to start University. However, sixteen have actually started their degree courses in their first year. Last year at this time in September 2016 we had thirteen students start University. Table 2:

First Year Students Autumn 2017 – Route into HE

University Course	Choice of University	Route	Previous Courses completed	Previous Place of study
1.BA Graphic Design	Coventry University	A Levels	A Levels ICT C Media D Graphic Design C	Beaconsfield School
2.BA Art Foundation	Bournemouth University	A Levels	A Levels Business Distinction A* Photography A Art D	Acton High Sixth Form
3.BA Psychology & Religion	Bath Spa University	A Levels	A Levels Psychology C Religion C Biology D	Exmouth College

4. BSc Foundation Mechanical Engineering	Greenwich University	A Levels	A Levels Maths B Physics E	William Morris Sixth Form
5. BA International Relations & Politics	Royal Holloway, University of London	A Levels	A Levels Applied Business B C Philosophy B	Drayton High Sixth Form
6. BSc Computer Science	University of West London	A Levels	A Levels Psychology B, Biology B Sociology B	Acton High Sixth Form
7. BA Psychosocial Theory and Practice	University of East London	BTEC	BTEC National Diploma Social Care Merit	Harrow College
8. BA Accountancy and Finance	Goldsmiths, University of London	BTEC	BTEC National Diploma Public Services Distinction	Ealing Hammersmith & West London College
9. BA Foundation Dance	Kingston University	BTEC	BTEC National Diploma Performing Arts Pass	West Thames College
10. BA Sociology	Greenwich University	BTEC	BTEC National Diploma Business Administration Double A Sociology C	Cranford Community College
11. BA Physical Education	St Mary's University	BTEC	BTEC National Diploma Sports Science DDD	Boxing Academy in South London linked to Oxford Academy College
12. BA Criminology & Law	Open University	BTEC	BTEC National Diploma Public Services Pass	Uxbridge College
13. BSc Electronic Engineering	University of West London	BTEC	BTEC National Diploma IT Triple Pass	Ealing Hammersmith & West London College
14. BSc Engineering	Loughborough University	Access Course	Access to HE Engineering - Distinction	Kingston College
15. BSc Criminology and Forensic Science	University of West London	Access Course	Access to HE Criminology and Forensics - Pass	Islington College
16. BA Photography Foundation	University of Bedfordshire		Place secured based on portfolio, interview and A* GCSE in photography	Didn't complete Level 3 Course

Summary

During the Academic Year 2016/17, 5 students did not continue their degree courses, (4 in 2015/16). One student that was due to graduate this summer had taken a break in his studies and has started his own business – he will be considering whether he will be returning to complete his degree in the future. Another young person has also taken a break in her studies as she has changed her future pathway and secured employment. Another student did not continue with the first year of his degree due to attendance issues. One other student struggled with the workload and content of their chosen course and decided to start alternative courses in the future. Finally another young person was unable to continue with the course as she recently became a mother and will resume her studies in the future

At the start of 2016/17 we had 46 students at university. 43 of these young people were still studying at university in June 2016 and two further students had commenced courses in Feb 2017 bringing our end of summer total to 45 students at university.

We expect a total of 46 students to be studying at University during the academic year 2017/18, which is 17% of the care leaver group (18%, 45 end of previous year). Our university percentage has slightly decreased as our denominator of Care Leavers has increased but we still have a high number of young people studying at university, increased by one student compared to the previous year.

4. Graduates 2016 and Work Outcomes

In 2016 there were ten students who graduated from University. They graduated from the following courses:

1. BSc (Hons) Accounting and Finance – 1st Class Brunel University
2. BSc (Hons) Accounting and Finance – 1st Class GSM affiliated to Plymouth University
3. BA (Hons) International Tourism Management - 2:1 Middlesex University
4. BA (Hons) Criminology and Sociology - 2:1 Birmingham University
5. BSc (Hons) Pharmacy - 2:1 Hertfordshire University
6. BSc (Hons) Criminology and Psychology – 2:2 Kingston University
7. BA (Hons) Sociology – 2:2 London South Bank University

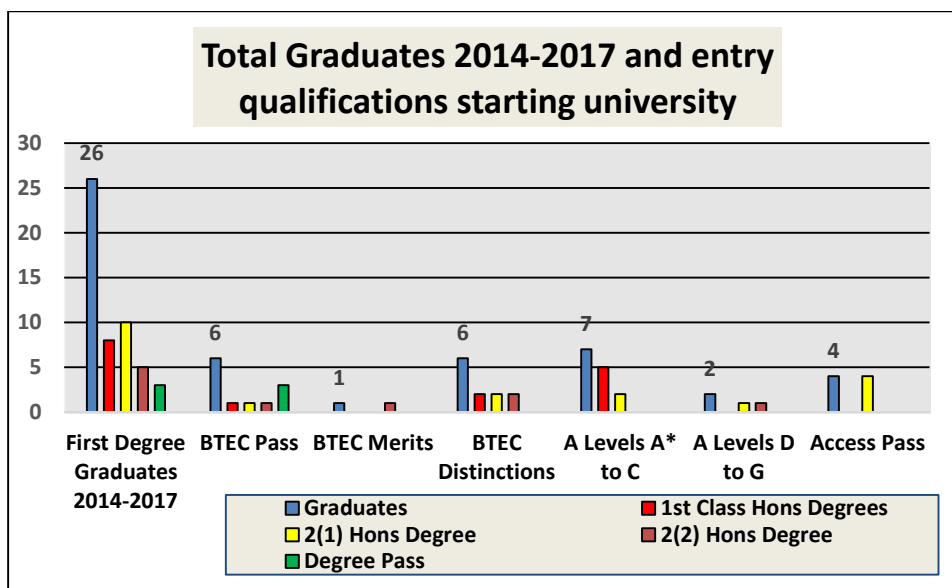
Post Graduate courses:

1. Post Graduate Diploma in Art Therapy – Pass University of East London
2. Post Graduate Certificate of Education – Pas, Bedfordshire Schools Training Partnership.
3. Masters in Structural Engineering- Pass University of Surrey

The majority of these students were all successful in gaining graduate positions or going on to further study.

- Of the students who completed First Degree in 2016, one young person is our current Lead Mentor. The majority of the remaining students who completed First Degrees in 2016 also secured employment. These jobs included:
- Teacher
- Two Accountants
- Administration and book keeping
- Engineering
- Pharmacist Assistant at a Central London Hospital
- Job Coach in the Business Innovation Department at Barking and Dagenham College.
- Art Therapist
- One of the graduates has recently become a mother and will be seeking Graduate employment next year.

**University Graduates 2014-2017
(Degree results & entry qualifications- Graph 4a.**



26 students graduated with first time degrees between 2014 and 2017.13 of these students achieved either Level 3 BTEC distinctions or A Level Grades A to C on entry in to university. In contrast, 13 of these graduates achieved either BTEC pass grades, A Levels D to G or Access qualifications on entry to university. Several of our young people have made significant progress upon graduation compared to their entry point at university. For example, 4 of the seven students that graduated this year achieved pass grades or A Level D to G grades upon entry to university. This year four of our young people achieved a 1st Class Hons degree which is the highest number in any one year in Ealing LA on record.

PART 2 - Education results, young people aged 16-18 Year 12

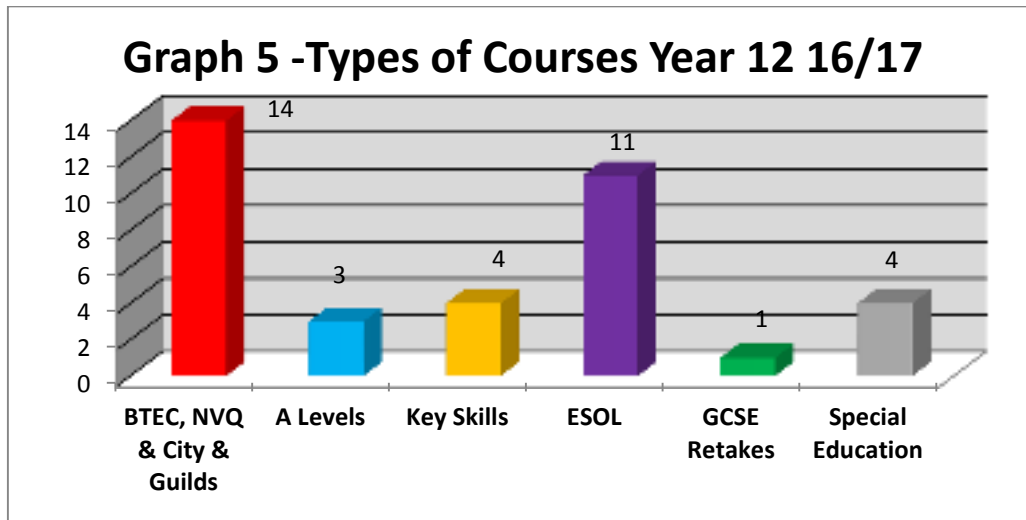
As seen from the table below, the numbers of students in education in Year 12 in 2016/17 has slightly decreased compared to the previous academic year.

Table 3 – Year 12 students in study, employment, NEET or other

Category	2013/14	2014/15	2015/16	2016/17
In Study	33/51=65%	50/61 = 82%	47/72 =65%	39/60=65%
Employed	0/51=0%	0/61 = 0%	0/72 =0%	0/60=0%
Training	4/51=8%	3/61 = 5%	8/72 =11%	5/60=8%
NEET	14/51=27%	8 /61 = 13%	17/72 =24%	16/60=27%
Other/unknown	0/51=0%	0/61= 0%	0/72 =0%	0/60=0%

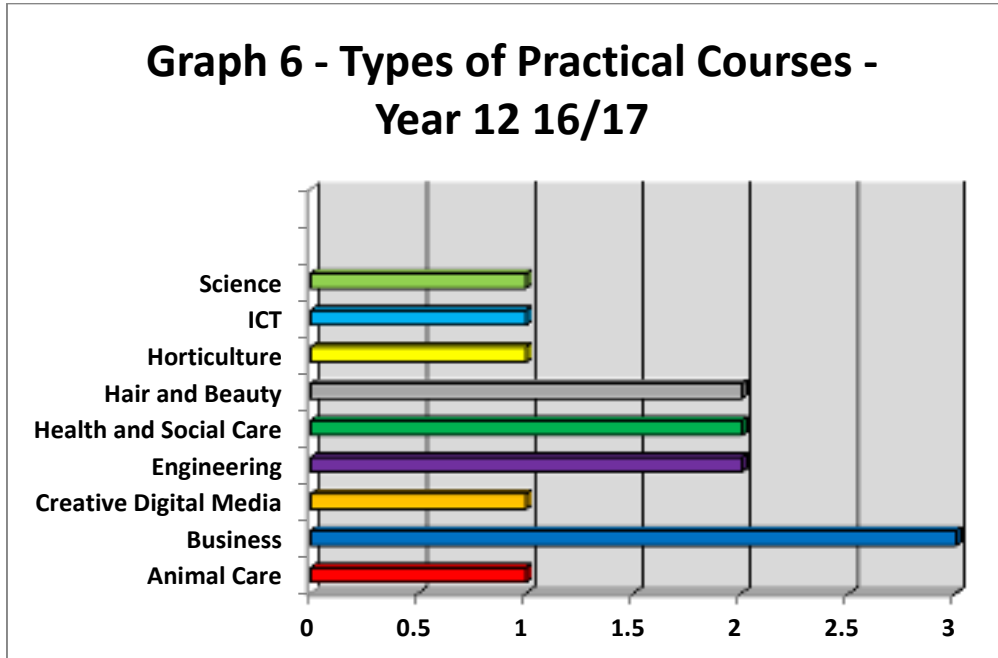
Type of Course studied

Of the young people that were studying, most chose to study at College. As can be seen from the graph below 14 out of 37 or 38% of those studying chose to take practical courses such as BTECs, NVQs or City and Guild qualifications. 11 out of 37 or 30% of students studying were on ESOL Courses.




Types of practical courses studied

As seen from Graph 6 below there are a wide range of practical courses studied by our young people. The most popular was Business Courses.



Graph 7-Year 12 Results 2016/2017



Of the 11 students in Year 12 that passed their BTECs etc, 8 of these are continuing with the same course and 3 of these students are following a three year Level 3 BTEC Course (the equivalent of A Level). Another 3 students who passed their BTEC Course at the end of year 12 have gone on to start new courses in Sep 2017. The 3 students taking A Levels passed their first year and one of these students have chosen to improve their grades further in this academic year.

Young people are taking a wide range of practical subjects but there were a lower number of A Levels in year 12 compared to the previous year (3 young people in 16/17, 9 young people in 2015/16). The 16 who are deciding ways forward are all being supported by the Virtual School, the SOT Team, Horizons Inclusion Team and Connexions and it is expected that appropriate education, training or employment will be sourced for them in the coming months.

Year 13

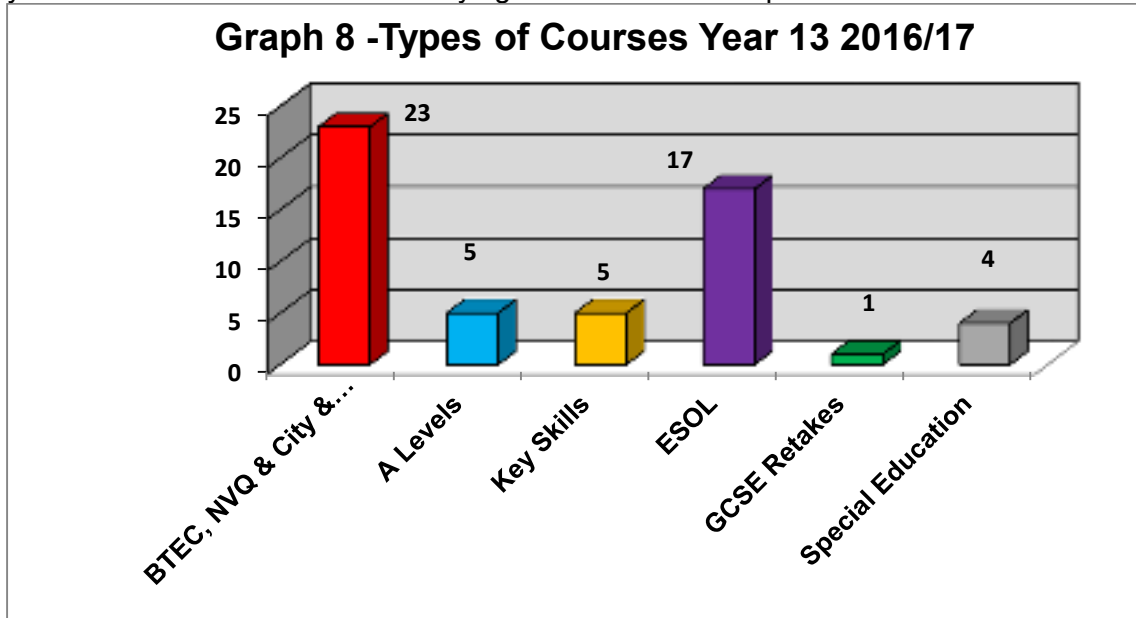
As can be seen from the table below, the % figures for students in education has slightly decreased compared to the previous year. Changing courses, mental health issues and complex social and emotional needs and an increase in numbers in the cohort has impacted on the figures. Students are being supported in alternative appropriate Post 16 Pathways and accreditation.

Table 4 –Year 13 students in study, employment, NEET or other

Category	2013/2014	2014/2015	2015/16	2016/17
In Study	49/71=69%	38/61= 62%	47/70=67%	55/87=63%
Employed	3/71=4%	1/61= 2%	2/70=3%	2/87=3%
NEET	15/71=21%	16/61= 26%	18/70=26%	19/87=22%
Training	4/71=6%	6/61=11%	3/70=3%	10/87=12%

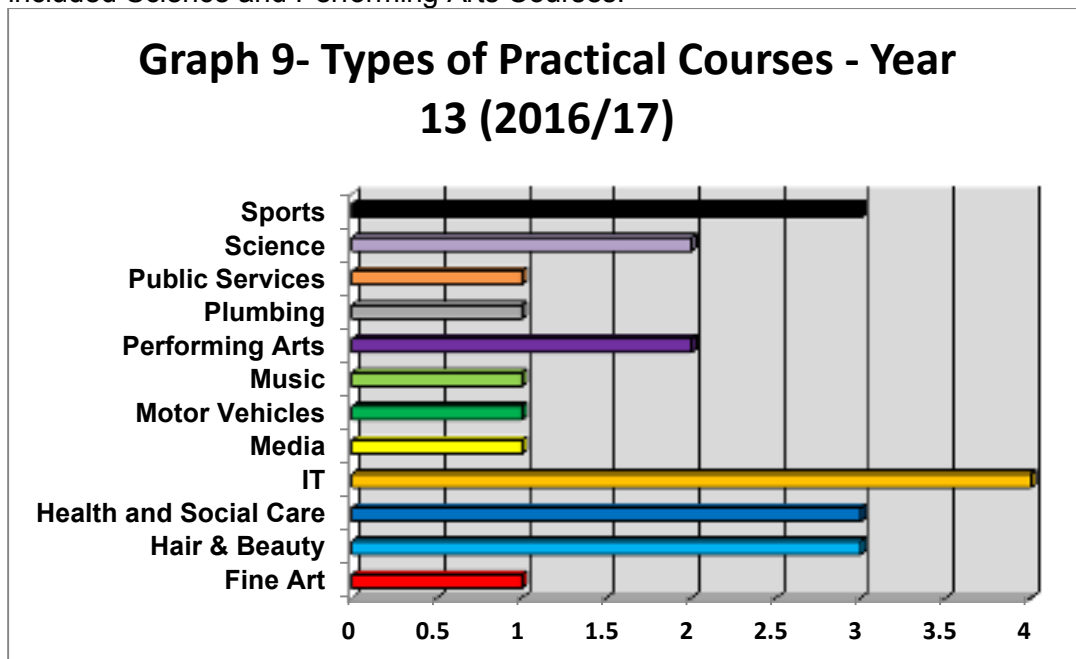
Type of Course studied

Students studied a wide variety of courses. Once again the practical courses, such as BTECs, NVQs and City and Guilds qualifications were popular. Many of our young people are taking ESOL Courses. Five students also studied A Levels compared to the previous year there were nine students studying A Levels. See Graph 8 for details.

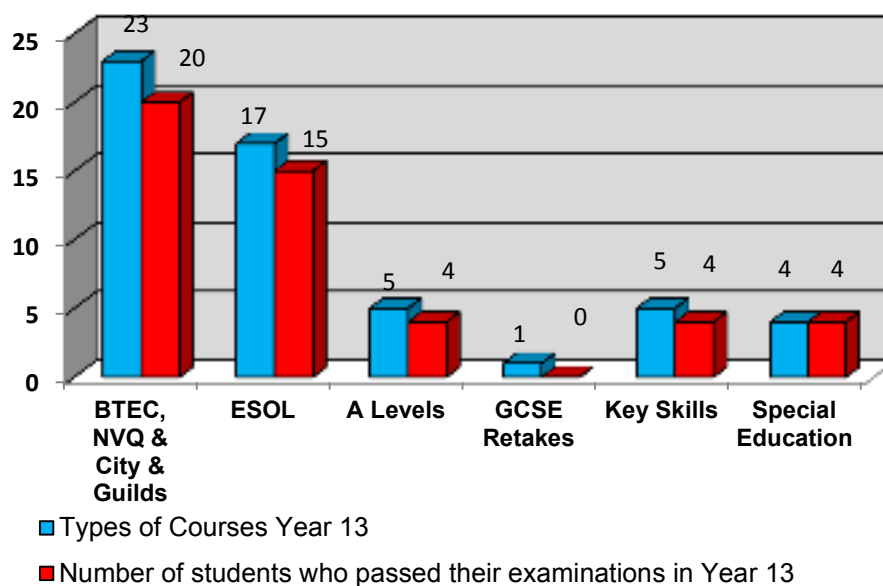


Types of practical courses studied

As you can see from Graph 9 below there are a wide range of practical courses studied by our young people. The most popular was IT followed by Hair & Beauty, Health & Social Care and Sports. Other popular courses with Year 13 aged students included Science and Performing Arts Courses.



Graph 10- Year 13 Results 2016/17



Of the 20 students in Year 13 that passed their BTECs courses, 13 of these students are following a two year BTEC Level 1 and Level 2 Course. 7 of these students are following a Level 3 BTEC Course.

PART 3 - The current situation Year 12 & 13

There are currently 48 young people in Year 12, i.e. who took GCSEs in the summer of 2017. Of these 38 (79%) are in education, following the similar trend to other young people in that they are taking a wide range of practical subjects. The majority of year 12 students are on Level 1, Level 2 courses and 6 are on L3 courses. 5 students are NEET (Not in Employment, Education or Training) (10%) and 2 students are on training programmes/courses (4%) and information on the remaining three people (6%) are currently unavailable. Of the 5 students that are currently NEET in year 12, 4 of these young people did not sit GCSEs in summer 2017 and 1 other achieved Maths (2) and English (2) at GCSE Level in summer 2017,

There are currently 71 young people in year 13. Of these, 46 are in education (65%), 4 are in training (6%) and 21 (29%) are NEET. The situation across Years 12 and 13 remains similar to previous years in that the majority of looked after young people choose to study in FE colleges. Several of our young people are in Ealing, Hammersmith and West London College where there is a full time mentor for Looked After Children and strong support for LAC especially around admissions. West Thames and Uxbridge College are also proving to be popular with our young people.

Overall in terms of the routes young people follow, several young people follow BTEC qualifications over three years demonstrating a strong commitment to education and a determination to succeed. Seven students are following Level 3 qualifications and three of these students are taking A Levels.

Virtual School Team work to sustain and improve

In order to ensure the uptake for Higher Education is sustained for 2018 entry, we

- Have already identified at least 12 young people who qualify for University next year.
- Appointments have been made with the young people to support them with choosing appropriate courses and Universities and ensuring applications are made to time.
- Advice and support with UCAS applications and student finance is covered with our young people every Thursday during information and Advice for Post 16 students.
- All young people applying to University receive guidance on their personal statements as well as the financial support that is available to them.
- Potential University students are given the opportunity to meet with the Post 16 Teacher regularly at Horizons to access support with assignments as well as any support with the University application process.
- Their progress is tracked and monitored throughout the year with regular dialogue with their College & Sixth Form tutors, Social Workers and 20+ workers.
- We have built strong links with the Refugee Support Network who have offered additional support for our young people with immigration issues who are aspiring to attend University.
- We have also built strong links with Widening Participation Officers that support Care Leavers at University which includes pre application support and advice.
- All students 16 to 18 have Statutory PEP meetings and the Post 16 Teacher attends Level 3 PEP meetings.
- Post 16 Teacher delivers Training to Foster Carers and Social Work Teams including LCT and 20+ on FE and HE support and advice.