

Appendix 1

Corporate Parent Report December 2020

Post 16 Education Results, 2019/2020

by Sundeep Gill – Post 16 Virtual School Teacher

This report covers the details for Post 16 Education results for the academic year 2019/2020 and gives information on the current year 12 and year 13 year groups.

PART 1 - University Students

Total Graduates 2019/2020

1. Graduates 2020

This year there were a total of 16 students who graduated from University, 13 with first degrees and 3 graduated with Post Graduate Courses (ten in 2019, ten graduated in 2018 and nine in 2017). Two other students are due to graduate in Psychology and Sports Nutrition in Autumn 2020 and another third-year student is due to retake one of their modules and is graduating in Summer 2021. Below are the courses and grades achieved with the institution listed:

They graduated from the following courses:

1. Graduates 2020

1. BSc (Hons) IT and Business Management Systems – 1st Class Middlesex University
2. BSc (Hons) Bio Chemistry – 1st Class University of Leicester
3. BA (Hons) Criminology – 1st Class Royal Holloway University College London
4. BA (Hons) Sociology/Politics – 2:1 University of Leicester
5. BA (Hons) Business Management- 2:1 Cardiff University
6. BA (Hons) International Relations and Politics – 2:1 Royal Holloway University College London
7. BA (Hons) Film and Media 2:1 Birkbeck University College London
8. BA (Hons) Sociology 2:1– University of Greenwich
9. BSc (Hons) Psychology with the Study of Religion 2:1 Bath Spa University
10. BA (Hons) Sports and Education 2:1 St Mary's University Twickenham
11. BA (Hons) Ancient History and History 2:1 University of Nottingham
12. BSc (Hons) Psychology and Counselling 2:2, University of West London
13. BA (Hons) Psychosocial Theory and Social Practice 2:2, University of East London
14. Masters Advanced LPC Law - University of Law East Anglia – Pass with Distinction
15. PGCE PE – St Mary's University Twickenham, Pass with Distinction
16. PGCE English -Goldsmiths University College London – Pass

As last year, the young people studied a wide variety of courses. Young people achieved excellent pass rates ranging from 1st Class honours, 2:1's and 2:2 Degrees.

2. Type of Course/Choice of University Trends 2019/20

In the last academic year (2019/20) there were a total of 47 students studying at University level at 31 different institutions (compared to 48 in 18/19, 48 in 17/18, 45 in 16/17, 46 in 2015/16). A wide of courses were chosen, although Business, Criminology and Psychology are continuing proving to be popular as are Universities in the London area (27/47 students studying at Universities in the London area). In 2019/20, 3/48 students were studying at Russell Group Universities (4/48 in 2018/19, 4/48 in 2017/18, 5/45 in 2016/17, 3/46 in 2015/16). **Table 1 (below) shows the Year and Course for Ealing Young People at University 2019/20**

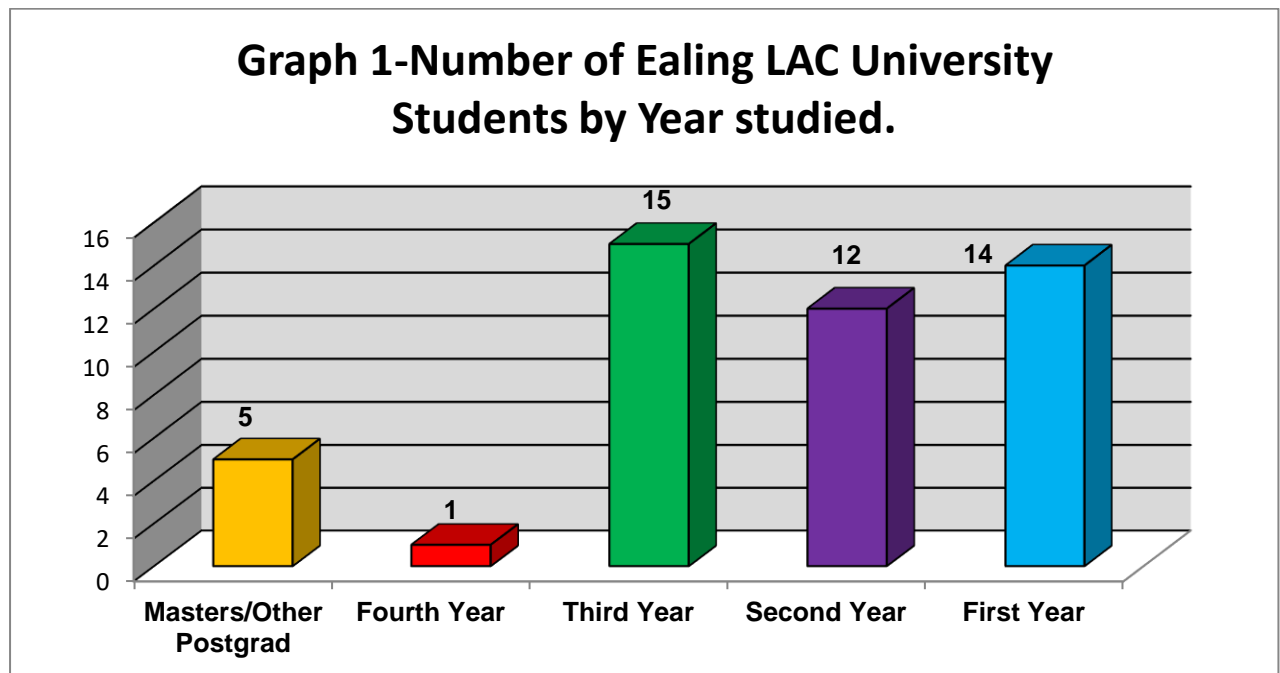
MASTERS and other Post graduate STUDENTS	
University	Course
Goldsmiths University College	PGCE English
St Mary's University, Twickenham	PGCE PE
SOAS University of London	Masters Politics, Conflict Rights & Justice
University of Law East Anglia	Masters Advanced LPC Law
University of Bedfordshire	Masters Physical Activity and Nutrition
FOURTH YEAR	
University of Leicester	Bio Chemistry
THIRD YEAR	
University	Course
University of Nottingham	Ancient History and History
Birkbeck University of London	Film and Media
Cardiff University	Business Management
Coventry University	Psychology
University of Hull	Sports Exercise and Nutrition
Royal Holloway University of London	Criminology
Royal Holloway University of London	International Relations & Politics
University of Leicester	Sociology and Politics
University of East London	Psychosocial Theory and Practice
St Mary's University	Sports Science and Education
Middlesex University	IT and Business Management Systems
Bath Spa University	Psychology and the Study of Religion
University of Greenwich	Sociology
University of West London	Criminology & Forensic Science
University of West London	Psychology and Counselling15
SECOND YEAR	
University of Hull	Business
Arts University of Bournemouth	Art
Goldsmiths University of London	Economics and Politics
Kingston University	Accountancy and Finance
London Metropolitan University	Community Youth and Development
London South Bank University	Mechanical Engineering
University of Greenwich	Computing and Security Forensics
Central School Speech & Drama – University of London	Drama, Applied Theatre & Education
Manchester Metropolitan University	Fashion Promotion Journalism
University of Greenwich	Travel and Tourism
University of West London	Photography
Kings College University of London	History 12
FIRST YEAR	
Aston University	Electrical and Electronic Engineering
Brunel University	Mechanical Engineering
Claremont College California	Economics and Engineering Science Scholarship Sutton Trust
Coventry University	Business
St Mary's University, Twickenham	Acting
Staffordshire University	Early Childhood Studies
University of Greenwich	Architecture
Birkbeck, University of London	Spanish, Film and Media
Keele University	Law
University of Surrey	Criminology
University of Suffolk	Nursing
University of Bedfordshire	Health and Social Care
University of West London	Psychology and Criminology
London Metropolitan University	Criminology

Russell Group Universities:

Numbers of students by Year studied

In the academic year 2019//2020 the Ealing Care Leavers were in the following University Years:

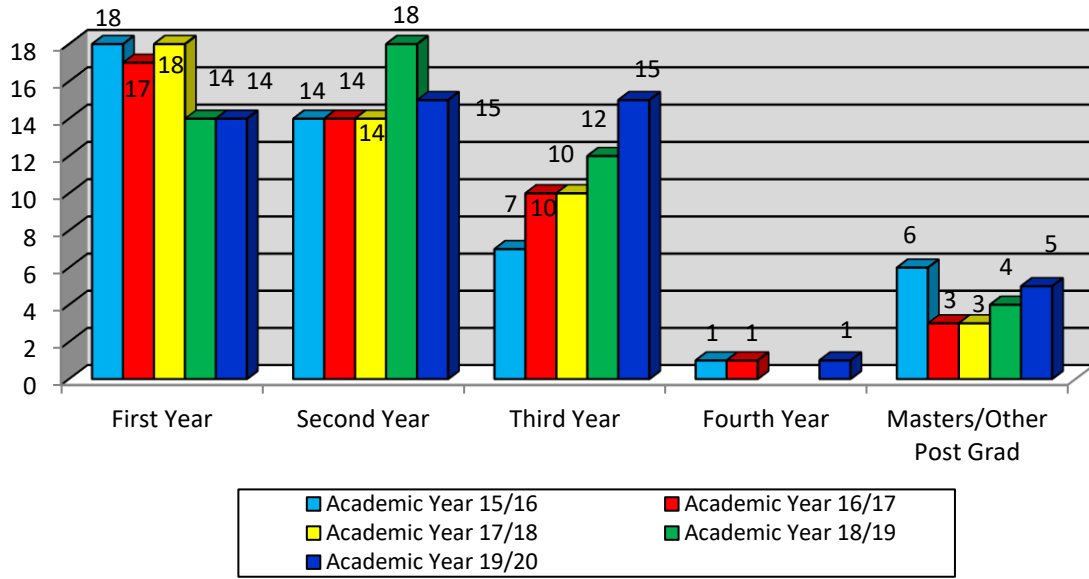
- Masters – 3 students (3 in 2018/19)
- Other Postgraduate 2 students (1 in 2018/19)
- Fourth Year – 1 student (0 in 2018/19)
- Third Year – 15 students (12 in 2018/19)
- Second Year –12 students (18 in 2018/19)
- First Year – 14 students (14 in 2018/19)



University Trends

Overall, student numbers at University have been maintained over the last three years. In terms of 2019/20, numbers have been consistent with 47 students at university, compared to 48 the year previously in 18/19. This figure is consistent with 48 in 17/18, 45 in 16/17 46 in 15/16 but much higher than 35 in 14/15, 35 in 13/14, 36 in 12/13, 38 in 11/12, 40 students in 10/11, 44 in 09/10, 39 in 08/09, 38 in 07/08, 37 in 06/07, 32 in 05/06, 30 in 04/05 and 27 in 03/04. Students have also continued to study at postgraduate level, with 1 student in 06/07, two in 07/08, three in 08/09, three in 09/10, three in 10/11, seven in 11/12, seven in 12/13, six in 13/14, three in 14/15, 6 in 15/16, 3 in 16/17, 3 in 17/18, 4 in 18/19 and 5 in 19/20. As of September 2020, the numbers studying at University has decreased and there are 43 (17%) students currently studying at University.

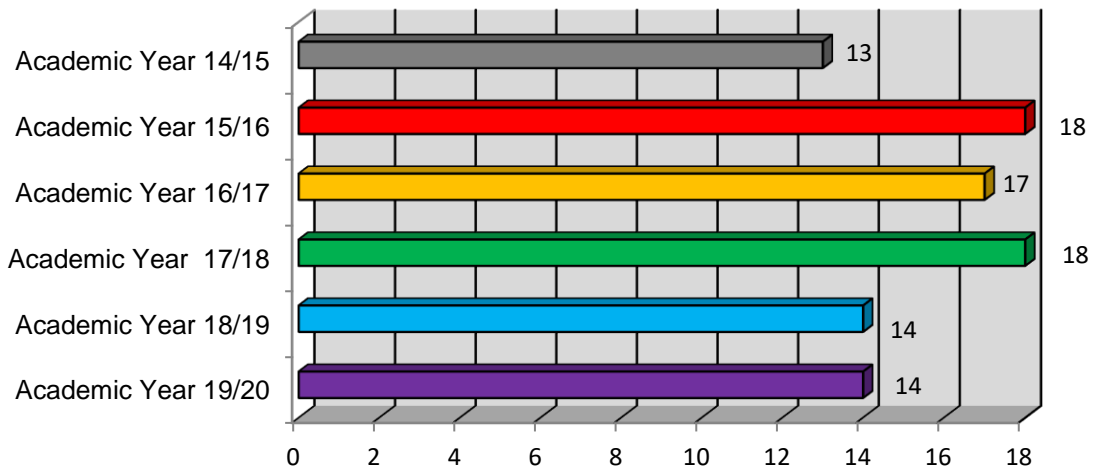
Graph 2 - University Trends



First Year Student Trend

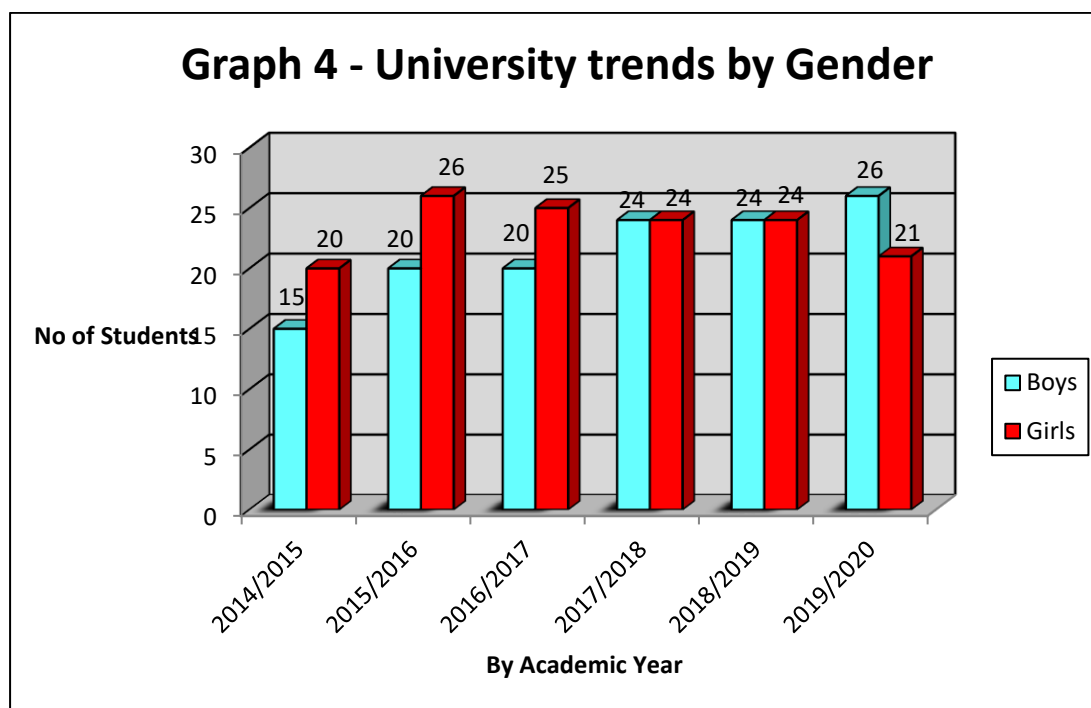
The graph below shows the number of first year university students over the past 6 academic years. As can be seen the trend has been that over the previous five years the numbers of Care Leavers entering first year at University has been stable at approximately 14+.

Graph 3- Number of First Year Uni Students: last 6 Academic years



Breakdown by Gender

In 19/20, in total there were 26 females - 55% of students (24 last year) and 21 males - 45% of students (24 last year) at University. Overall, prior to 17/18 in previous academic years there were more females than males studying at University and this year more females are studying at university.



2020 New Undergraduates and Routes in to Higher Education

First Year University Student Trends

This September 16 students have started University in their first year. Last year at this time in September we had 13 students start University. 17 students qualified to start university in Sep 2020 and one of these students will commence HE Courses in Sep 2021.

The table below shows the degrees that new 1st Year University students who are going to start in autumn 2020. It also shows the routes they took to achieve University entrance qualifications and the grades they achieved. Table 2:

First Year Students Autumn 2020 – Route into HE

University Course	Choice of University & start date	Route	Previous Courses completed	Previous Place of study
1.BA Economics	Applying to LSE for 2021 start but qualified for University of Warwick for 2020	A Levels	A Levels Maths A* Further Maths A Physics C	Greenford High School

2. BA Speech Language Therapy	Birmingham City University 2020	A Levels/	A Levels English B Psychology C Geography C	William Perkins High School
3. BA Philosophy, Politics & Ethics	Brighton University 2020	A Levels	EPQ C Sociology C Psychology E Maths E	Elthorne Park High School
4. BA Archaeology	University of Southampton 2020	A Levels	EPQ A Art B Geology B Psychology D	Bridgewater College
5. BSc Electrical and Electronic Engineering	London Southbank University 2020	A Levels	Arabic A* Physics D Maths E	St John Bosco College
6. BSc Mechanical Engineering	London Southbank University 2020	A Levels	Maths E Physics E EPQ E	William Morris Sixth Form
7. BA Law	University of Portsmouth 2020	A Levels	Law B Business B Sociology E	Douay Martyrs Sixth Form
8. BA Law, Human Rights and Social Justice	De Montfort University of Leicester 2020	BTEC	BTEC National Diploma Business DDD	Uxbridge College
9. BA Animation	University of Portsmouth 2020	BTEC	BTEC National Diploma Games Design MMM	Uxbridge College
10. BSc Chemical Engineering	London Southbank University 2020	BTEC	BTEC National Diploma Science DDM	Westminster College
11. BSc Chemistry	University of East Anglia 2020	BTEC & A Level	BTEC National Diploma Business, A Level Maths and Computer Science tbc	Richmond College College
12. BA Sociology and Counselling	University of Essex 2020	BTEC	BTEC National Diploma Child Play D*D*	Cranford Community College

13 BA Business	De Montford University of Leicester 2020	BTEC	BTEC National Diploma Business MMM	Uxbridge College
14 BSc Science Foundation Degree	Middlesex University 2020	BTEC	BTEC National Diploma Applied Science Pass	College of North West London
15. Foundation Computing Degree	Middlesbrough College	BTEC	BTEC National Diploma IT MMD	Uxbridge College
16. BSc Psychology and Counselling	Open University	Access to HE Course	Access to HE Art – Pass	West Thames College
17. Business HND	Regent College London	NCFE	Level 3 Course NCFE in Business Enterprise Pass	West Thames College

The student who is commencing university in September 2021 passed with A Level Grades A to C. Since the last CP report written in September 2020, we have two additional students who have returned to education to start Higher Education Courses aged 21+ which has increased our first year entry from 14 to 16 students. Another student has qualified to start a Foundation Health and Social Care Degree at London Metropolitan University in February 2021.

Summary

During the Academic Year 2019/20, 4 students did not continue their degree courses, (2 in 2018/19). Two of these students have taken a break in their studies from their first degree due to mental health issues and another for personal reasons. One other Post Graduate student decided to take a break from their Master's Course and is returning to study in the future and another student has yet to confirm their Masters result..

At the start of 2019/20 we had 50 students at university. 46 of these young people were still studying at university in summer 2019 and 1 further student had commenced a HE courses during the academic year bringing our end of summer year total to 47 students at university.

We still also expect a total of 45 students to be studying at University during this academic year in 2020/21, which is 17% of the care leaver group (17%, 47 end of previous academic year). This year we've had a much high number of graduates (16) compared to previous years which has led to a slight decrease in our percentage at university. However, we still have a good number of young people studying at university and we also expect another three students to start HE degrees in Spring 2021

4. Graduates 2019 and Work Outcomes

In 2019 there were ten students who graduated from University. They graduated from the following courses:

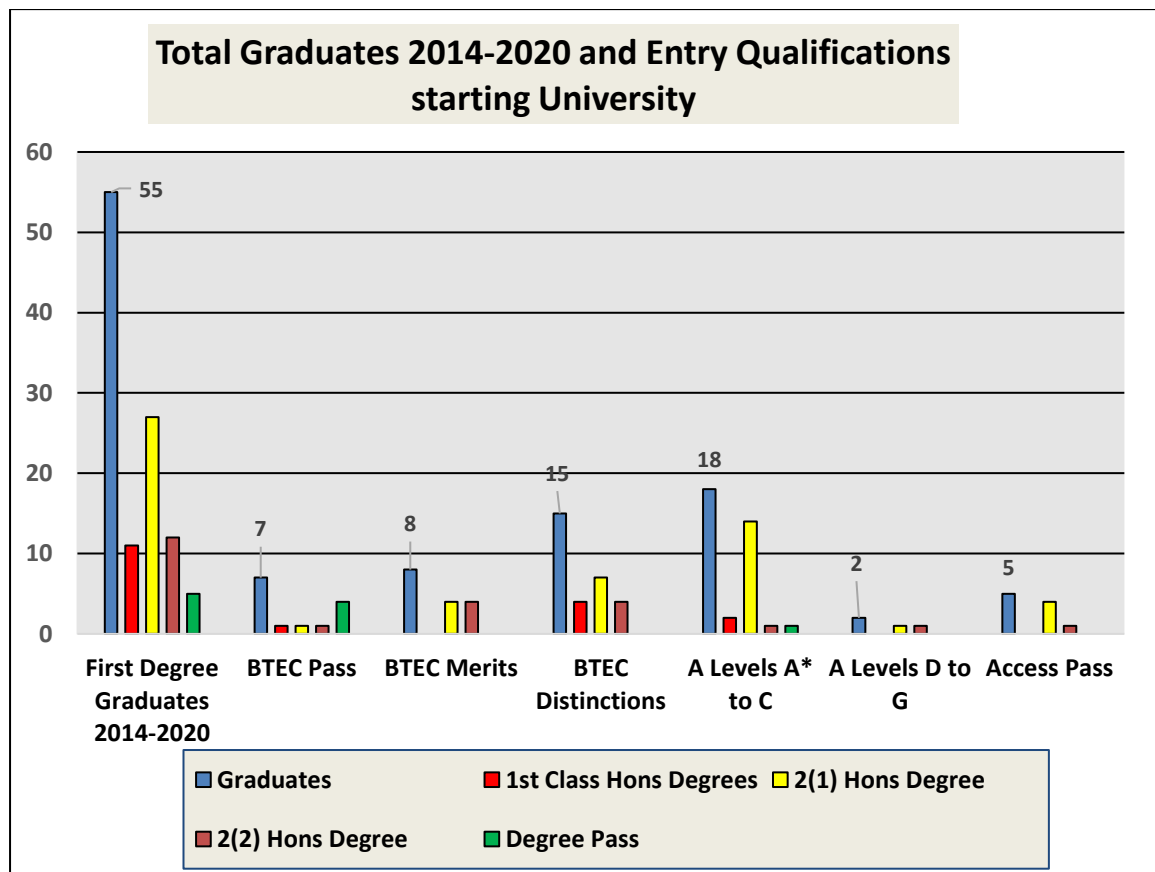
1. BSc (Hons) Business Management and Finance – 2:1 De Montfort University, Leicester
2. BSc (Hons) IT – 2:2 Northumbria University
3. BA (Hons) Classical Civilisation and Theology – 2:2 University of Roehampton London
4. BA (Hons) Law – 2:1 University of East Anglia

5. BSc (Hons) Sports Studies- 2:2 University of East Anglia
6. BA (Hons) Business and IT – 2:2 University of Portsmouth
7. BA (Hons) English Literature and Philosophy- 2:1 University of York
8. BSc (Hons) Business and Management 2:2 – University of Northampton
9. Masters Advanced Public Policy and Management – SOAS Pass
10. Masters Advanced Aeronautical Engineering – Imperial College, University of London Pass

Some of these students were successful in gaining graduate positions or going on to further study.

- Of the students who completed First Degree in 2019, three young people went on to study Post Graduate Degree Courses
- MSc Advanced LPC Law, University of Law East Anglia
- PGCE PE, St Mary's University
- PGCE English, Goldsmiths University College London
- Some of the remaining students who completed First Degrees in 2019 also secured employment. These jobs included:
- IT Administrative Manager
- IT Administrator
- Engineer
- Three other young people to confirm graduate positions.
- One young person is seeking employment and compiling CV with the Post 16 Teacher

University Graduates 2014-2020
(Degree results & entry qualifications- Graph 4a



55 students graduated with first time degrees between 2014 and 2020. 33 of these students achieved either Level 3 BTEC Distinctions or A Level Grades A to C on entry in to university. Of these 33 students, 27 achieved 2(1) degrees and above. In contrast, 22 of the 55 graduates achieved either BTEC pass grades, A Levels D to G or Access qualifications on entry to university. Of these 22 students, 10 achieved 2(1) degrees and above. Several of our young people have made considerable progress upon graduation compared to their entry point at university. The five students that entered university with an HE Access qualification achieved 2(1) degrees and one student achieved a 2(2) degree.

PART 2 - Education results, young people aged 16-18 Year 12

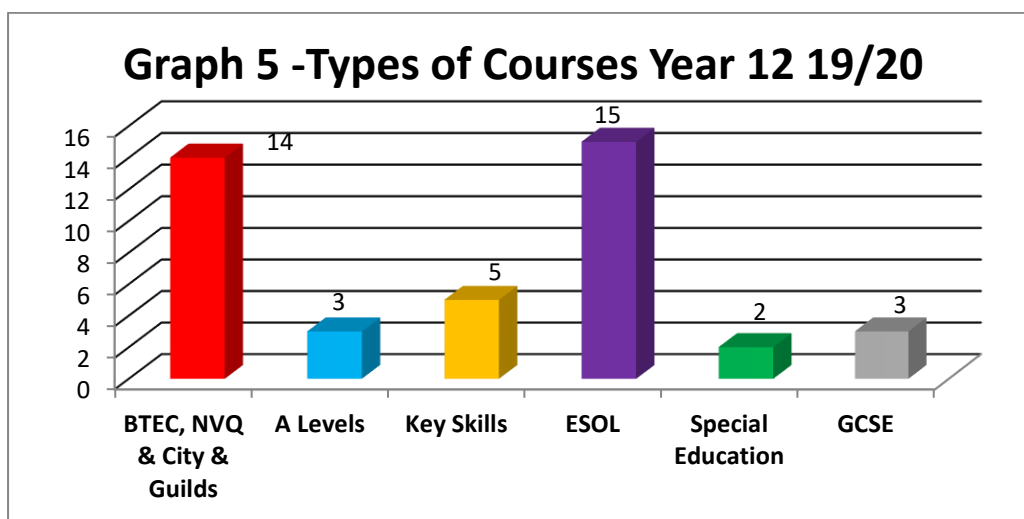
As seen from the table below, the numbers of students in education in Year 12 in 2019/20 has slightly increased compared to the previous academic year.

Table 3 – Year 12 students in study, employment, NEET or other

Category	2016/17	2017/18	2018/19	2019/20
EET	44/60=73%	48/57=85%	45/55=82%	44/58=76%
In Study	39/60=65%	45/57=79%	40/55=73%	42/58=72%
Employed	0/60=0%	1/57=2%	1/55=2%	0/58=0%
Training	5/60=8%	2/57=4%	4/55=7%	2/58=4%
NEET	16/60=27%	9/57=15%	10/55=18%	14/58=24%

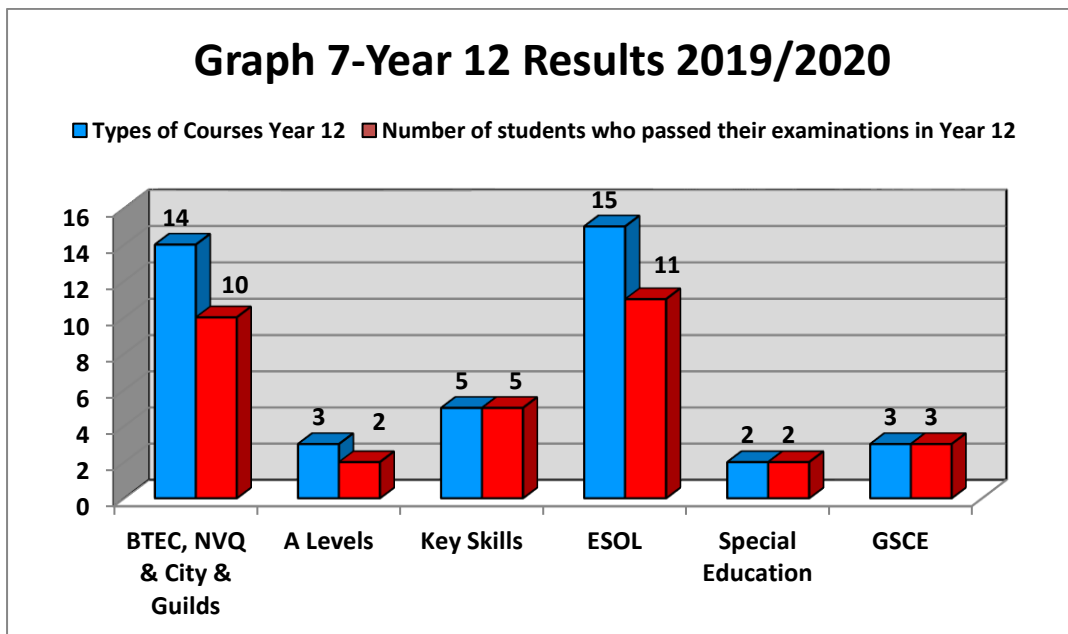
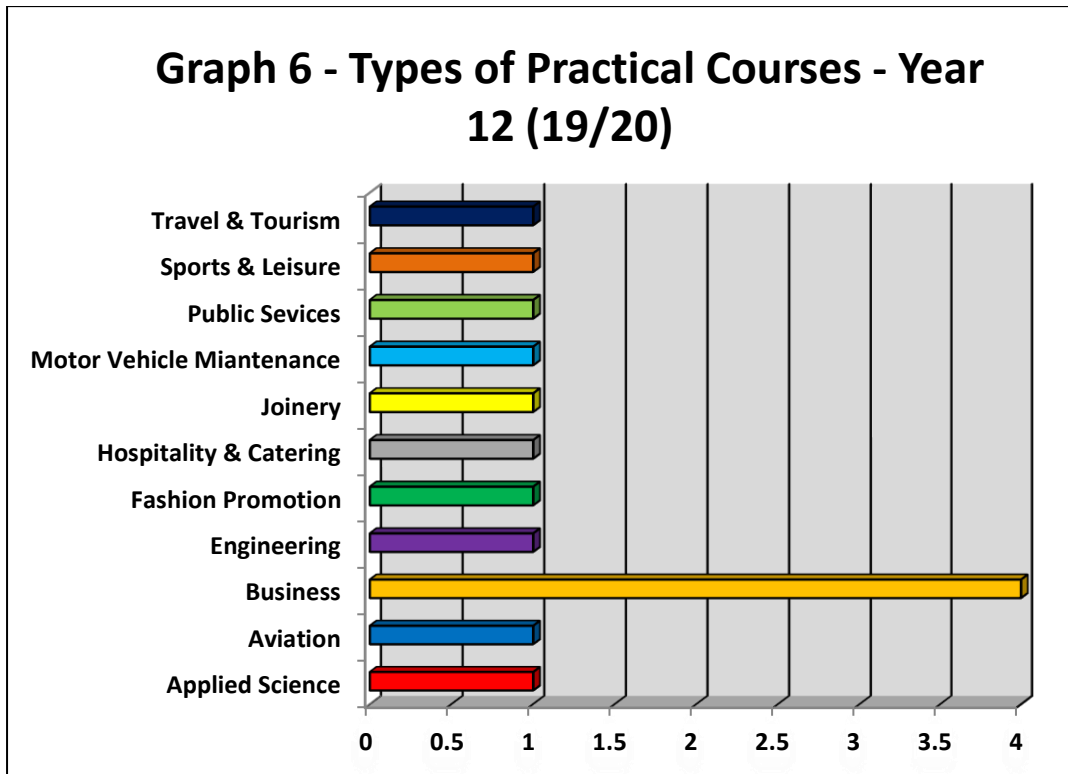
Type of Course studied

Of the young people that were studying, most chose to study at College. As can be seen from the graph below 14 out of 42 or 33% of those studying chose to take practical courses such as BTECs, NVQs or City and Guild qualifications. 15 out of 42 or 36% of students studying were on ESOL Courses.



Types of practical courses studied

As seen from Graph 6 below there are a wide range of practical courses studied by our young people. The most popular subject are courses in Business.



Of the 10 students in Year 12 that passed the first year of their BTEC course, 9 of these are continuing with the same course in Year 13 and 4 of these 9 students are following a three year Level 3 BTEC Course (the equivalent of A Level) and one is NEET. Of the 3 students taking A Levels, 2 passed their first year and are continuing on to the second year of their course and one student is repeating Year 12.

Young people are taking a wide range of practical subjects and there were less students on A Levels courses in year 12 and 3 students had chosen to take Level 3 BTEC courses. The 14 who are deciding ways forward are all being supported by the Virtual School, the SOT Team, Horizons Inclusion Team and Connexions and it is expected that appropriate education, training or employment will be sourced for them in the coming months.

Year 13

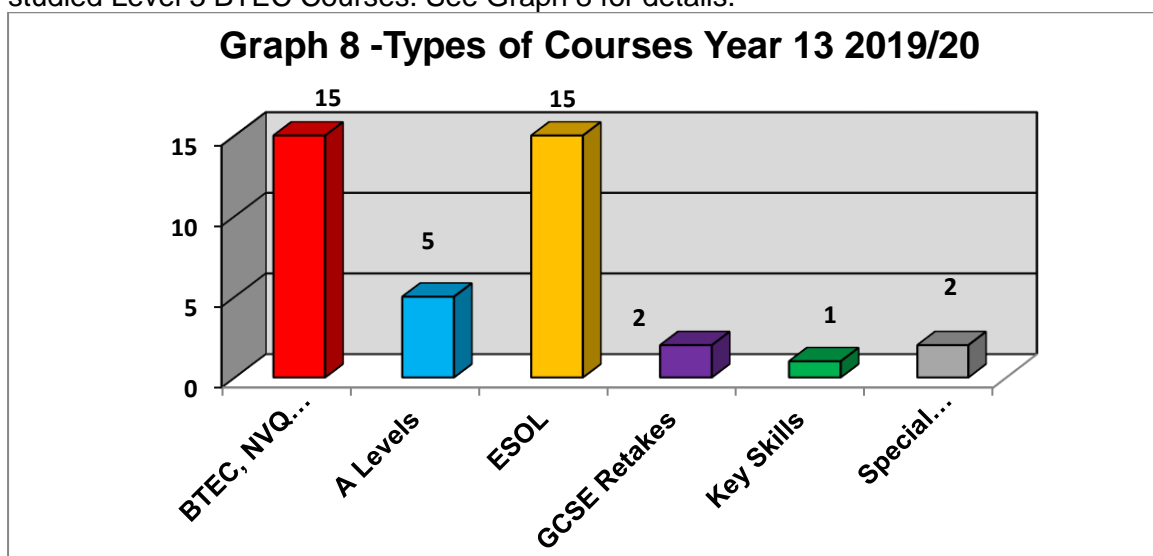
As you seen from the table below, the percentage figures for students in education has decreased compared to the previous year. The cohort is smaller but Covid 19 has also impacted on students this year. Students are being supported in alternative appropriate Post 16 Pathways and accreditation.

Table 4 –Year 13 students in study, employment, NEET or other

Category	2016/17	2017/18	2018/19	2019/20
EET	67/87=78%	57/75=76%	65/75=87%	48/65=74%
In Study	55/87=63%	48/75=64%	61/75=81%	40/65=62%
Employed	2/87=3%	2/75=3%	2/75=3%	2/65=3%
Training	10/87=12%	7/75=9%	2/75=3%	6/65=9%
NEET	19/87=22%	18/75%=24%	10/75=13%	17/65=26%

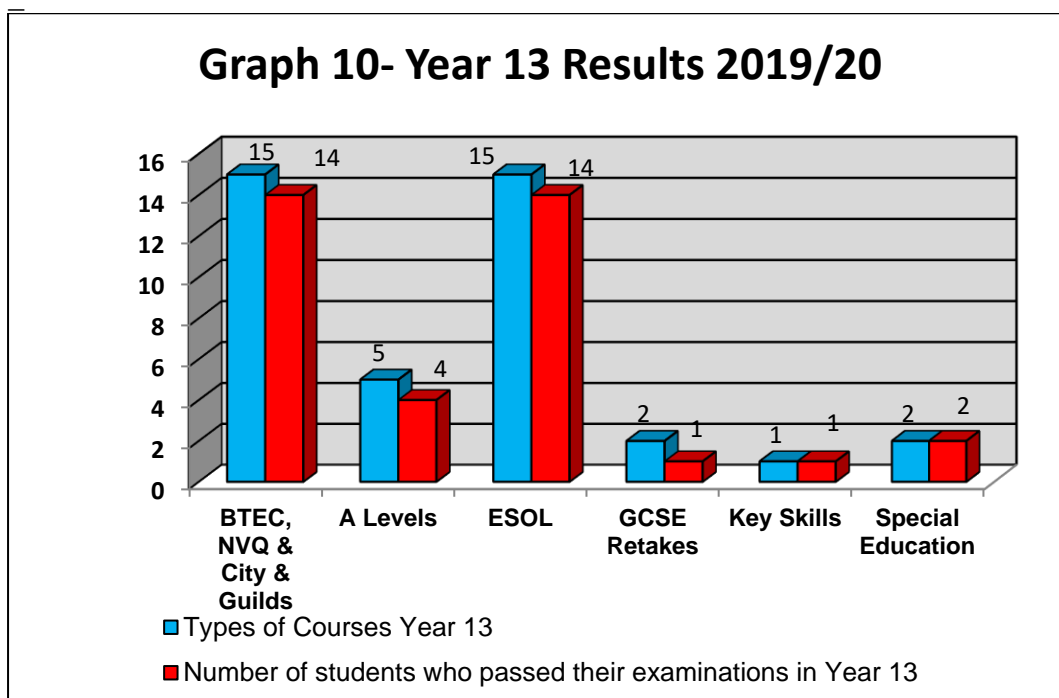
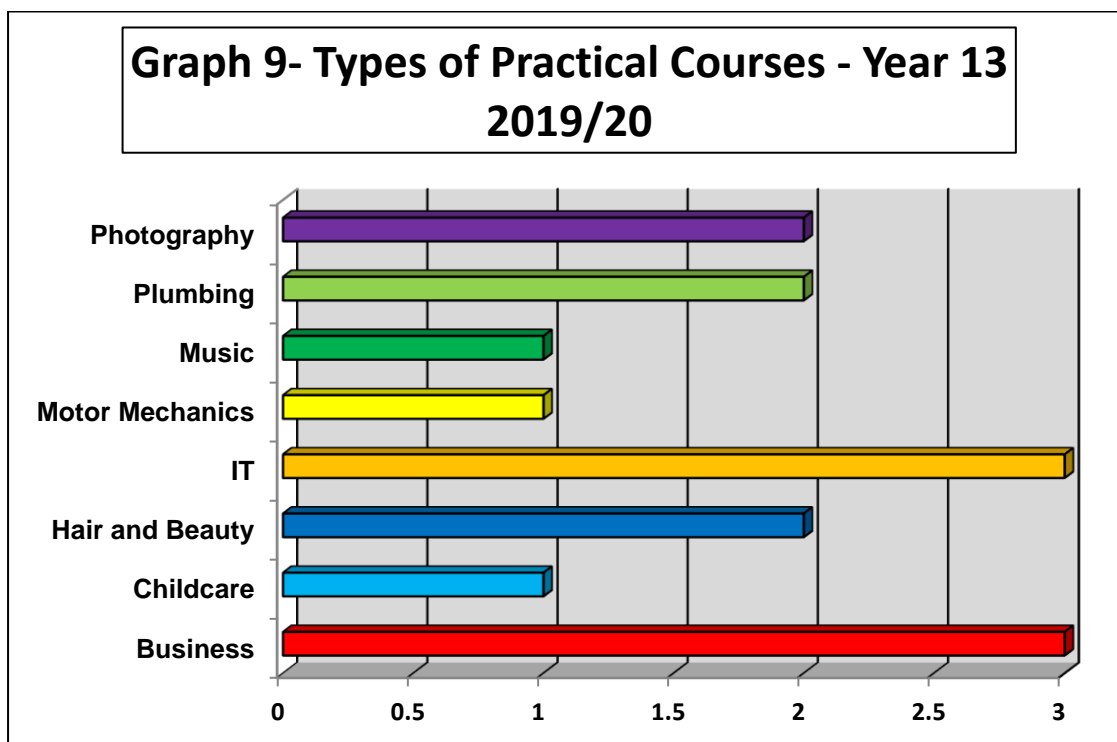
Type of Course studied

Students studied a wide variety of courses. Once again practical courses, such as BTEC's, NVQs and City and Guilds qualifications were very popular. A high proportion of our young people in year 13 are also taking ESOL Courses. Five students also studied A Levels compared to the previous year there were seven students studying A Levels. Three students studied Level 3 BTEC Courses. See Graph 8 for details.



Types of practical courses studied

As you can see from Graph 9 below there are a wide range of practical courses studied by our young people. The most popular was Business and IT followed by Hair and Beauty, Plumbing and Photography.



Of the 14 students in Year 13 that passed their BTECs courses, 9 of these students are following a two year BTEC Level 1 and Level 2 Course and 2 have started other courses. 3 of these 14 students are also following a Level 3 BTEC Course.

PART 3 - The current situation Year 12 & 13

There are currently 53 young people in Year 12, i.e. who took GCSEs in the summer of 2020. Of these 53 (79% (42) are in education, following the similar trend to other young people in that they are taking a wide range of practical subjects. The majority of year 12 students are on Level 1, Level 2 courses and 7 are on L3 courses. 8 students are NEET (Not in Employment, Education or Training) (15%) and 1 student is on training programmes/courses (2%) and 2(4%) students who have recently become LAC will be confirmed. Of the 8 students that are currently NEET in year 12, 5 of these young people were in year 11 and 2 did not sit GCSEs in summer 2020 and 1 achieved English (5) at GCSE Level in summer 2020, one other achieved English (5) and Math's (4) at GCSE Level and another student achieved Citizenship (3), English (2) at GCSE Level . Year 12 overall EET is 43/53 =81%.

There are currently 64 young people in year 13. Of these, 42 are in education (66%), 1 is in training (2%), 1 is in employment (2%) and 14 (21%) are NEET and we are waiting for confirmation for 6 students (10%). The situation across Years 12 and 13 remains similar to previous years in that the majority of looked after young people choose to study in FE colleges. Several of our young people are in Ealing, Hammersmith and West London College where there is a full-time mentor for Looked After Children and dedicated support for LAC especially around admissions. Harrow, Richmond, Uxbridge and West Thames College also continue to be popular with our young people. Year 13 overall EET is 44/64=69%.

Overall, in terms of the routes young people follow, several young people follow BTEC qualifications over three years demonstrating a strong commitment to education and a determination to succeed. In year 13, eight students are following Level 3 qualifications and four of these students are taking A Levels.

Virtual School Team work to sustain and improve

In order to ensure the uptake for Higher Education is sustained for 2020 entry, we

- Have already identified at least 10 young people who qualify for University next year.
- Virtual appointments have been made with the young people to support them with choosing appropriate courses and Universities and ensuring applications are made to time.
- Advice and support with UCAS applications and student finance is covered with our young people virtually for Post 16 students.
- All young people applying to University receive guidance on their personal statements as well as the financial support that is available to them.
- Potential University students are given the opportunity to meet virtually with the Post 16 Teacher to access support with assignments as well as any support with the University application process.
- Their progress is tracked and monitored throughout the year with regular dialogue with their College & Sixth Form tutors, Social workers, Leaving Care and 20+ workers.
- We also continue to build strong links with Widening Participation Officers that support Care Leavers at University which includes pre-application support and advice.
- All students 16 to 18 have Statutory PEP meetings and the Post 16 Teacher attends Level 3 PEP meetings virtually and supports and advises for Level 1 and 2 Courses.
- Post 16 Teacher delivers Training to Foster Carers and Social Work Teams including LCT on FE and HE support and advice..

- Using trackers to record and monitor progress of our students.
- Targeted tuition invention via the Harrow Online tuition school
- Year 11 Transition meetings have taken place with the Secondary VS teachers, VS Head Teacher with the Post 16 VS teacher to ensure a smooth transition for our young people going on to year 12.
- Sharing good practice with other Post 16 Virtual School equivalents in other Local Authorities at Post 16 Network meetings
- Virtual School, Leaving Care and Horizons Teams produced University Newsletter to support our University students and Spring and Summer editions to follow.