

Appendix 1

Corporate Parent Report 8th December 2016

Post 16 Education Results, 2015/2016

by Sundeep Gill – Post 16 Virtual School Teacher

This report covers the details for Post 16 Education results for the academic year 2015/2016 and gives information on the current year 12 and year 13 year groups.

PART 1 - University Students

Total Graduates 2015/2016

This year there were a total of ten students who graduated from University, seven with first degrees and three who graduated with Post Graduate Courses (seven graduated in 2015 and eight in 2014). Below are the courses and grades achieved with the institution listed:

They graduated from the following courses:

1. BSc (Hons) Accounting and Finance – 1st Class Brunel University
2. BSc (Hons) Accounting and Finance – 1st Class GSM affiliated to Plymouth University
3. BA (Hons) International Tourism Management - 2:1 Middlesex University
4. BA (Hons) Criminology and Sociology - 2:1 Birmingham University
5. BSc (Hons) Pharmacy - 2:1 Hertfordshire University
6. BSc (Hons) Criminology and Psychology – 2:2 Kingston University
7. BA (Hons) Sociology – 2:2 London South Bank University

Post Graduate courses:

8. Post Graduate Diploma in Art Therapy- University of East London, Pass
9. Post Graduate Certificate of Education- University of Bedfordshire Schools Training Partnership, Pass
10. Masters in Structural Engineering - Surrey University, Pass

As last year, the young people studied a wide variety of courses. Young people achieved excellent pass rates ranging from 1st Class to 2:2 degrees. The numbers of graduates in 2016 has increased compared to graduates from 2015.

Type of Course/Choice of University Trends 2015/16

In the last academic year (2015/16) there were a total of 46 students studying at University level at 29 different institutions (compared to 35 in 2014/15, 2013/14 and 36 in 2012/13).

A wide of courses were chosen, although IT, Psychology, Criminology, Finance and Accounting are proving to be popular as are Universities in the London area (34/46 students studying at Universities in the London area). University of West London and Kingston are the most popular universities to study amongst our young people. In 2015/16, 3/46 students were studying at Russell Group Universities, 3/35 in 2014/15 and 3/35 in 2013/14.

Table 1 (below) shows the Year, University and Course for 2015/16.

Table 1-Ealing Young People at University 2015/16

MASTERS and other Post graduate STUDENTS	
University	Course
Brunel University	MSc Advanced Engineering Design
University of Westminster	Masters Curator Museums, Galleries and Contemporary Culture
University of East London	Post Graduate Diploma in Art Therapy
University of Surrey	Masters in Structural Engineering
University of Bedfordshire	Post Graduate Certificate in Education
Royal Holloway, University of London	Accounting PHD
FOURTH YEAR	
University of Hertfordshire	Pharmacy
THIRD YEAR	
University	Course
Kingston University	Criminology and Psychology
University of Birmingham	Criminology and Sociology
Middlesex University	International Tourism Management
Swansea University	Aerospace Engineering
London South Bank University	Sociology
Greenwich School of Management	Finance and Accounting
Brunel University	Finance and Accounting
SECOND YEAR	
University	Course
London Metropolitan University	Computer Science and Business Foundation
Middlesex University	Mental Health Nursing
University of West London	IT
University of East London	Electronic and Electrical Engineering
Open University	Languages
Essex University	English
University of Westminster	International Relations OR Business
Kingston University	Accounting and Finance
University of West London	Psychology and Substance Misuse
Buckinghamshire New University	Airline and Airport Management
University of West London	Criminology, Forensics & Policing
University of West London	Film and TV Production
London Metropolitan University	Social Work
University of Westminster	IT
FIRST YEAR	
University	Course
Kingston University	International Relations and Politics
University of Sheffield	International Relations and Politics
Brunel University	Foundation IT and Maths
University of East Anglia	Law
University of West London	Food Science and Professional Cookery
University of West London	Health Promotion and Public Health
Birbeck, University of London	Classics
University of Bedfordshire	Football Studies
Goldsmiths, University of London	Youth Studies
London South Bank University	Creative Digital Media
Kings College London	History
Brunel University	IT
Anglia Ruskin University	Psychology
University of West London	Foundation Psychology
University of West London	Accounting and Finance

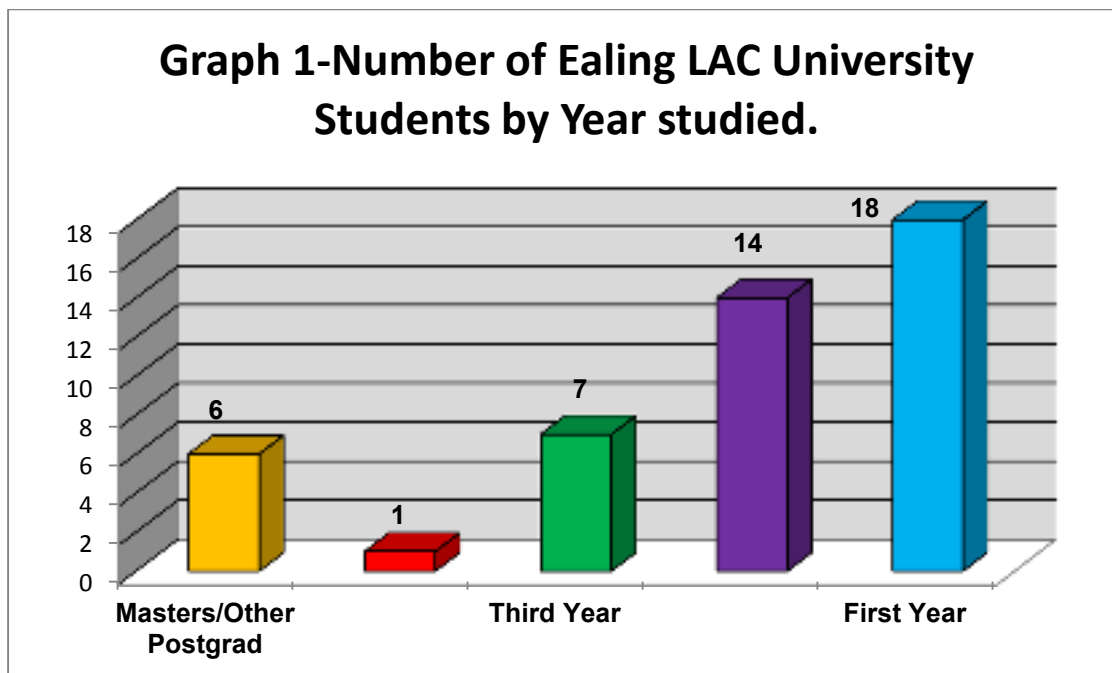
London School of Technology and Science affiliated to London Metropolitan University	Business and Marketing
St Patricks College	Business Management
Greenwich School of Management	Events and Entertainment Management

Russell Group Universities:

Numbers of students by Year studied

In the academic year 2015//2016 Ealing Care Leavers were in the following years at University:

- Masters – 3 students (1 in 2014/15)
- Other Postgraduate 3 students – students (2 in 2014/15)
- Fourth Year – 1 student (1 in 2014/15)
- Third Year – 7 students (7 in 2014/15)
- Second Year –14 students (9 in 2014/15)
- First Year – 18 students (15 in 2014/15)



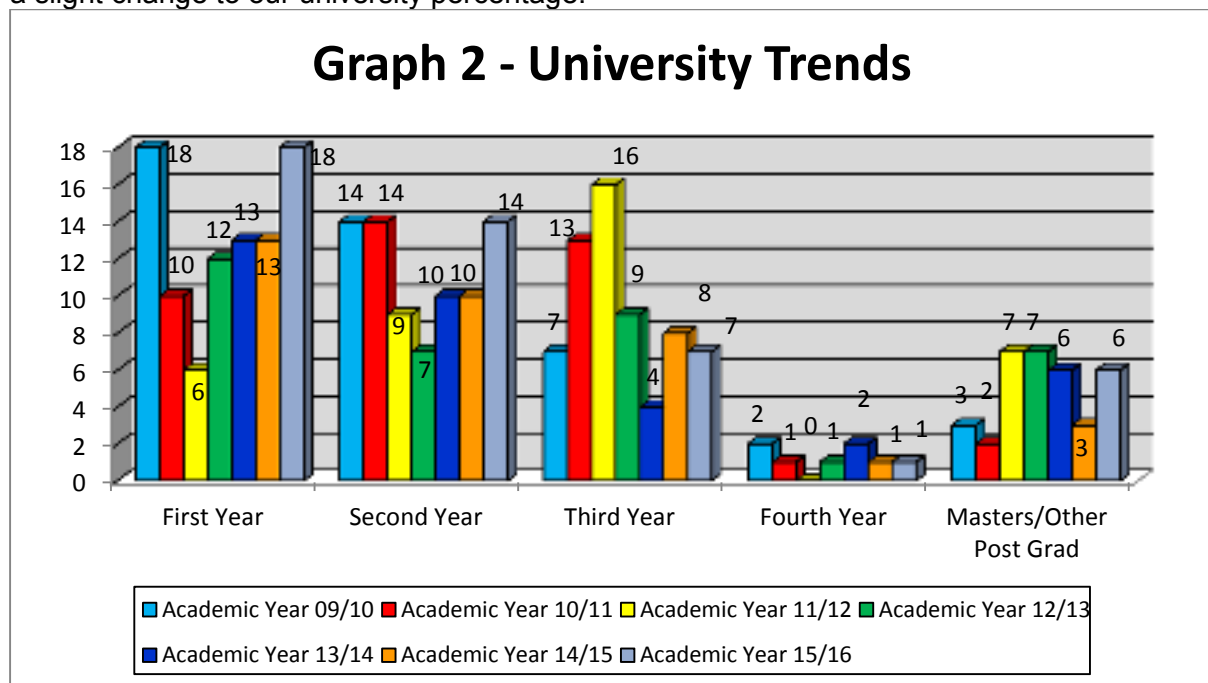
University Trends 2006 to 2016

Trends - Overall, student numbers at University have increased significantly compared to the previous three years. In terms of 2015/16 numbers have increased to 46 students at university, compared to 35 the year previously. This is compared to 35 in 14/15, 36 in 12/13 38 in 11/12, 40 students in 10/11, 44 in 09/10, 39 in 08/09, 38 in 07/08, 37 in 06/07, 32 in 05/06, 30 in 04/05 and 27 in 03/04. However, more students have continued to study at postgraduate level, with 1 student in 06/07, two in 07/08, three in 08/09, three in 09/10, three in 10/11, seven in 11/12, seven in 12/13, six in 13/14, three in 14/15 and 6 in Sep 2015. As of September 2016, the significant increase in the numbers studying at University has been maintained and there are 46 (18%) students currently studying at University.

During the Academic Year 2015/16, 4 students did not continue their degree courses, (3 in 2014/15). Three students struggled with the workload and content of their chosen courses

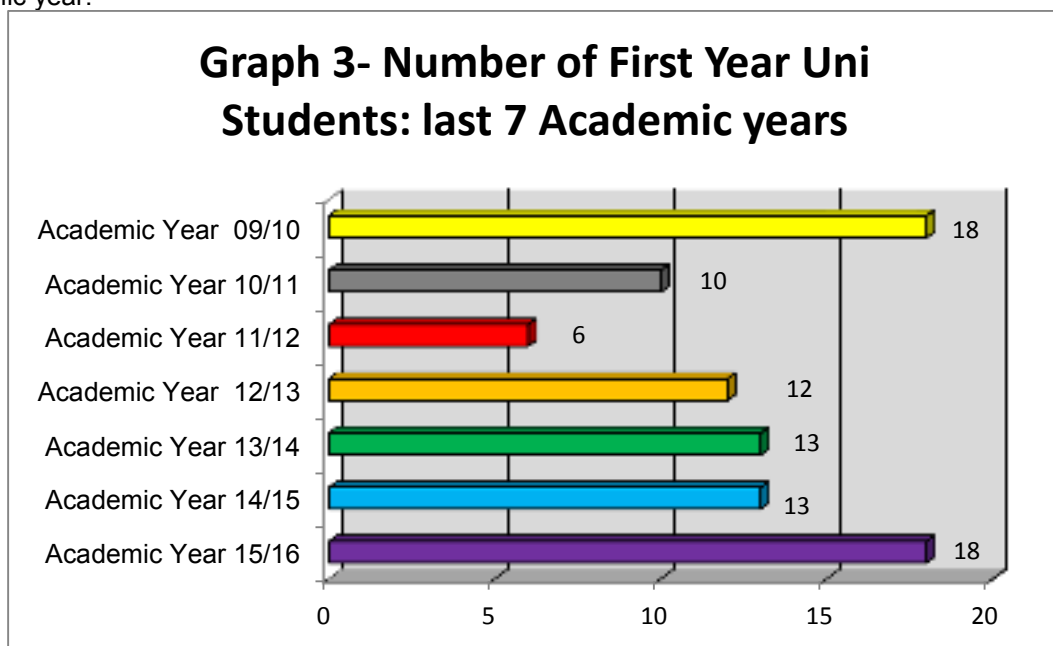
and have decided to start alternative courses in the future. Another student has health issues and has decided on an alternative education pathway in the future.

We expect an impressive total of 46 students to be studying at University during the academic year 2016/17, which is 18% of the care leaver group (20% (46) previous year). The denominator of Care Leavers has increased compared to the previous year resulting in a slight change to our university percentage.



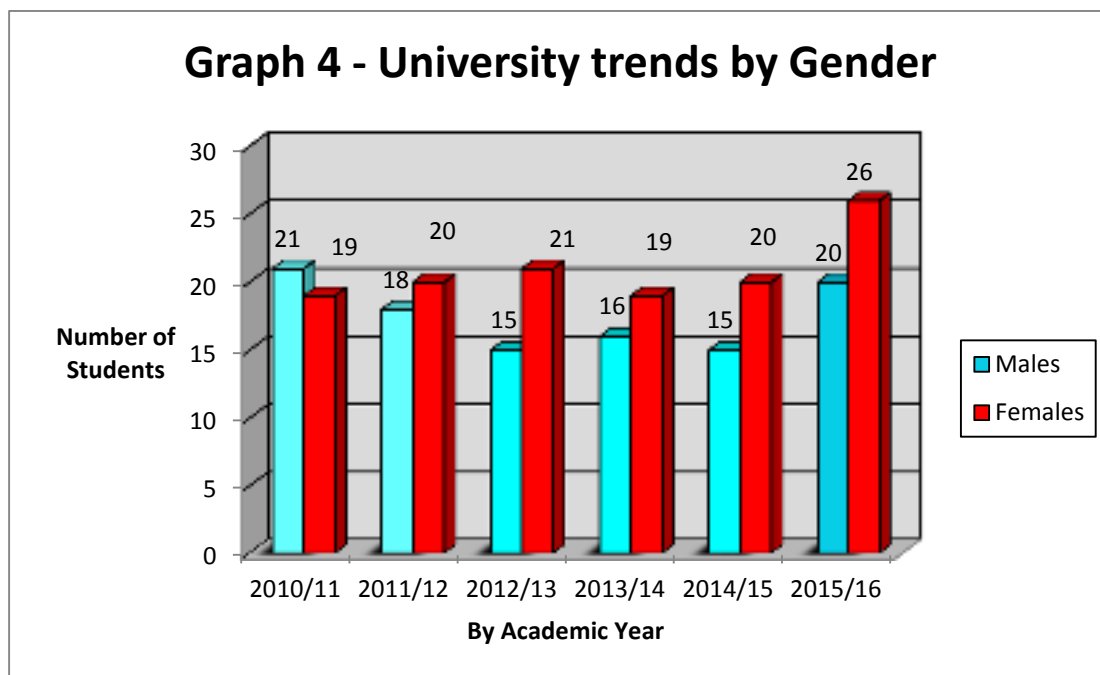
First Year Student Trend

The graph below shows the number of first year university students over the past 8 academic years. As can be seen the trend has been that over the previous four years the numbers of Care Leavers entering first year at University has been stable at approximately 12+ students with a slight decline in 2011/12. In the last three academic years there has been an increase in the numbers of first Year University students compared to 2011/12 and 2010/11. Please note four further students also started Higher Education Courses in the Spring Term 2016 which increased our first year total in the last academic year.



Breakdown by Gender

In 15/16, in total there were 26 females - 57% of students (6 more than last year) and 20 males - 43% of students (1 less than last year) at University. Overall, in the last three academic years there were more females than males studying at University. In the two academic years prior to 2011/12, there have generally been slightly more males compared to females at University.



2016 New Undergraduates and Routes in to Higher Education

The table below shows the degrees that new 1st Year University students have started in autumn 2016 as well as the routes they took to achieve university entrance qualifications and the grades they achieved. This September, seventeen care leavers were eligible to start University. However, fifteen have actually started their degree courses in their first year. Last year at this time in September we had thirteen students start University. Table 2:

University Course	Choice of University	Route	Previous Courses completed	Previous Place of study
BA English and Philosophy	York University	A Levels	A2 Levels English A RE B Psychology C	Drayton High Sixth Form
BA Law with Psychology	University of Kent	A Levels	A2 Levels Extended Project (History & Psychology) A* Sociology C History C French C	Drayton High Sixth Form
BSc Criminology and Forensics	Portsmouth University	A Levels	A2 Levels Business A Photography B Geography D	Bulmershe Sixth Form

BSc Psychology	Westminster University	A Levels	A2 Levels Sociology B Psychology C Religious Studies D	Drayton High Sixth Form
BSc Psychology	University of East London	A Levels	A2 Levels Psychology C Drama C Economics C Sociology B	Islington College
BA Business Management	Cardiff University	A Levels	A2 Levels Sociology A* Politics D/C Economics D/C	Ealing Hammersmith West London College
BSc Biochemistry	Leicester University	A Levels	A2 Levels Maths A Further Maths A Biology B Chemistry B	Oldham Sixth Form College
BA Criminology	London Metropolitan University	A Levels	A2 Levels C Sociology D English	EWGS
BA Ancient History and History	Nottingham University	BTEC	Access to HE tbc Double Distinction & Merit	Kensington and Chelsea College
BSc Sports Therapy	London Metropolitan University	BTEC	BTEC National Diploma Beauty and Massage Merit	Ealing Hammersmith & West London College
BA Sports and Physical Education	University of East Anglia	BTEC	BTEC National Diploma Sports Science Triple Distinction	Richmond College
BA Business Management Foundation	GSM affiliated to Plymouth University	BTEC	BTEC National Diploma Health and Social Care Pass	Ealing Hammersmith & West London College
BA Law	Middlesex University	Access Course	Access to HE Business - Pass	Richmond College
BA Business	Kent University	Access Course	Access to HE Business - Pass	Westminster College
BSc (Hons) Accounting and Finance Foundation	GSM affiliated to Plymouth University	Access Course	Access to Humanities tbc	Hillcroft College

Summary

There were two other students that were eligible to go to University this year, one of these students successfully completed A Levels in English, Psychology and Religious Studies and has qualified to study Psychology at the University of Bath and will be starting in September 2017. Another student is improving his A Level grades and is planning to study Mechanical Engineering at Brunel University. Last year at this time in September, we had thirteen students that qualified for University. A Level and BTEC Courses continue to be the most popular route to HE followed by Access courses.

The current percentage of care leavers at University has slightly decreased at 18% as our denominator has increased. In terms of predictions for University next September 2017, it is anticipated that at least 13 young people at this stage of the academic year are on track to qualify, following a mix of BTEC and more traditional A Level routes.

4. Graduates 2015 and Work Outcomes

In 2015 there were six students who graduated from University with first degrees and one who graduated with a Further Degrees.

They graduated from the following courses:

1. BSc (Hons) Nursing – 2:2 Buckinghamshire University
2. BA (Hons) Fine Art – 2:2 University of East London
3. BA (Hons) Computing & Gaming - 2:1 London Metropolitan University
4. BA (Hons) Business - 2:1 The University of Huddersfield
5. BSc (Hons) Nursing - 2:2 Oxford Brooke University
6. Business and Enterprise Foundation Degree – Pass Westminster College affiliated to Southbank University

Post Graduate courses:

7. PHD in English – City University

The majority of these students were all successful in gaining graduate positions or going on to further study.

- Of the students who completed First Degree in 2015, one young person is studying a Post Graduate Diploma in Art Therapy at University. The majority of the remaining students who completed First Degrees in 2015 secured employment. These jobs included:
 - Two Nursing Posts
 - Research Assistant
 - Gaming Programmer
 - Security Officer
 - We are awaiting confirmation from one more young person
 -

PART 2 - Education results, young people aged 16-18 Year 12

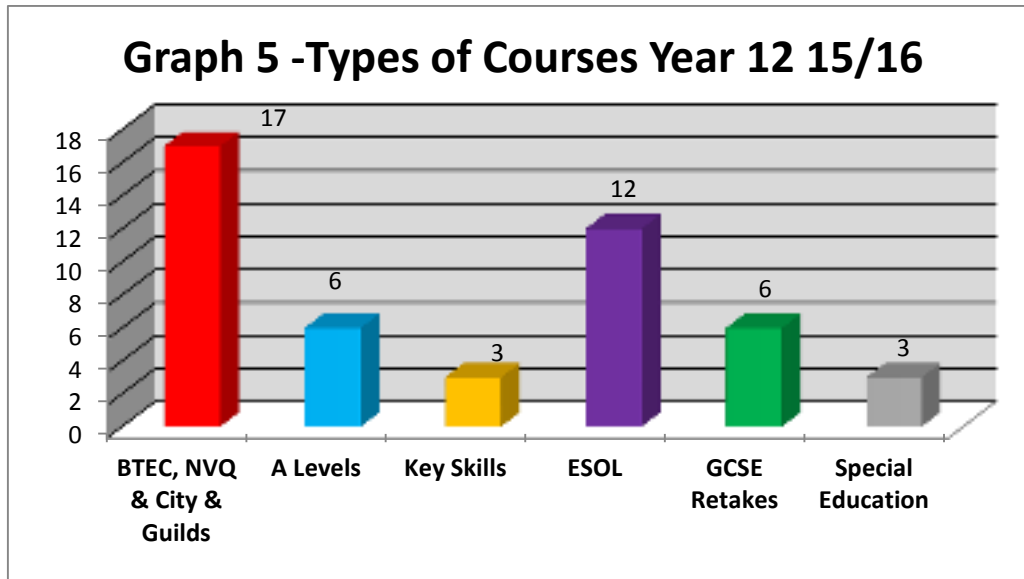
As seen from the table below, the numbers of students in education in Year 12 in 2015/16 has slightly decreased compared to the previous academic year.

Table 3 – Year 12 students in study, employment, NEET or other

Category	2012/13	2013/14	2014/15	2015/16
In Study	49/62=79%	33/51=65%	50/61 = 82%	47/72 =65%
Employed	0/62=0%	0/51=0%	0/61 = 0%	0/72 =0%
Training	2/62=3%	4/51=8%	3/61 = 5%	8/72 =11%
NEET	11/62=18%	14/51=27%	8 /61 = 13%	17/72 =24%
Other/unknown	0/62=0%	0/51=0%	0/61= 0%	0/72 =0%

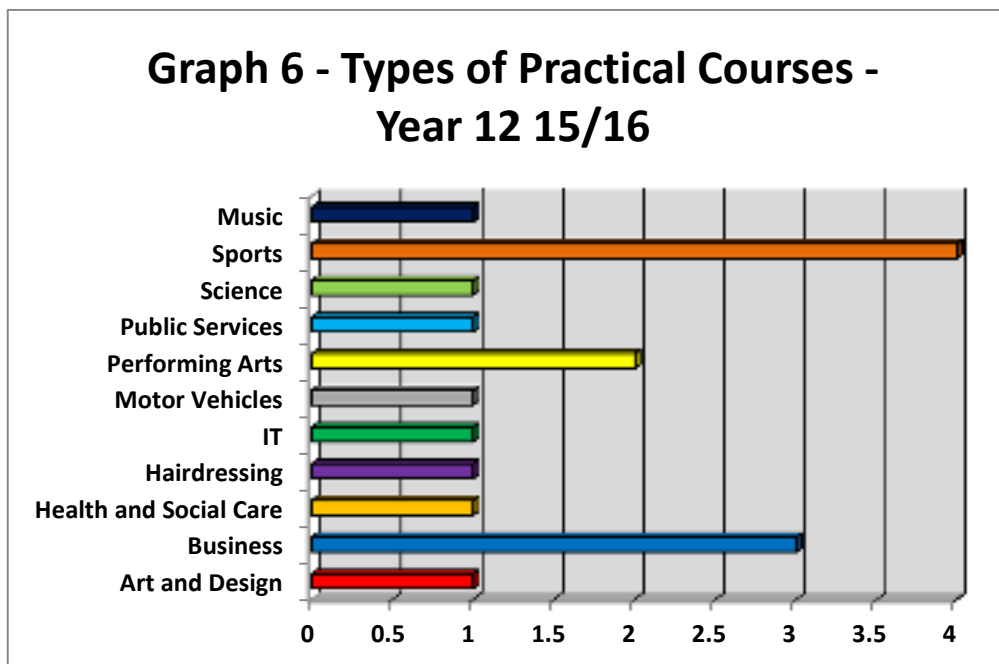
Type of Course studied

Of the young people that were studying, most chose to study at College. As can be seen from the graph below 17 out of 47 or 36% of those studying chose to take practical courses such as BTECs, NVQs or City and Guild qualifications. 12 out of 47 or 25% of students were on ESOL Courses.

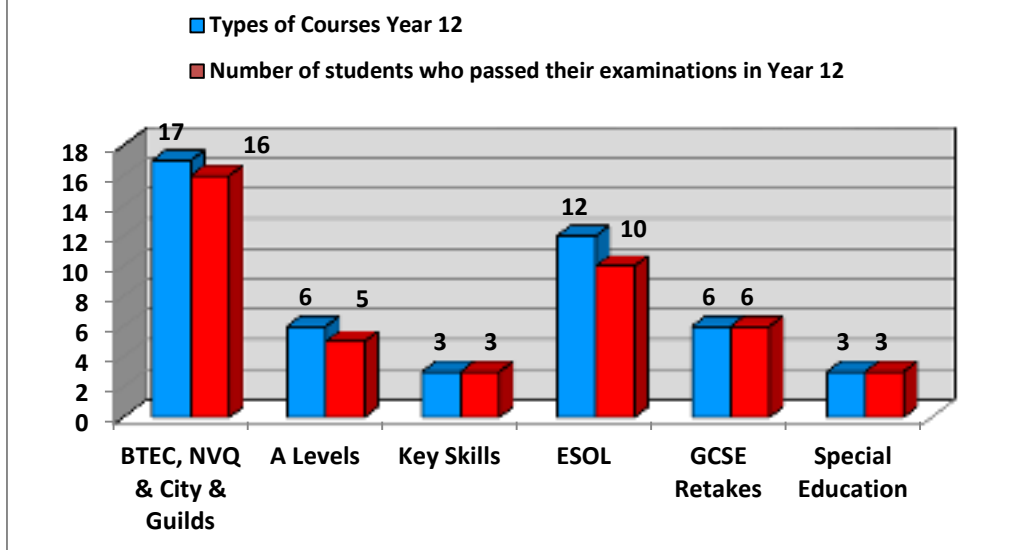


Types of practical courses studied

As seen from Graph 6 below there are a wide range of practical courses studied by our young people. The most popular were Sports and Business Courses.



Graph 7-Year 12 Results 2015/2016



Of the 16 students in Year 12 that passed their BTECs etc, 13 of these are continuing with the same course and 5 of these students are following a three year Level 3 BTEC Course (the equivalent of A Level). Another 3 students who passed their BTEC Course at the end of year 12 have gone on to start a new Course in Sep 2016. The 5/6 students taking A Levels passed their first year and 2 of these students have chosen to improve their grades further in this academic year.

Young people are taking a wide range of practical subjects as well as a high number of A Levels (9 young people in 2015/16). The 17 who are deciding ways forward are all being supported by the Virtual School, the SOT Team, Horizons Inclusion Team and Connexions and it is expected that appropriate education, training or employment will be sourced for them in the coming months.

Year 13

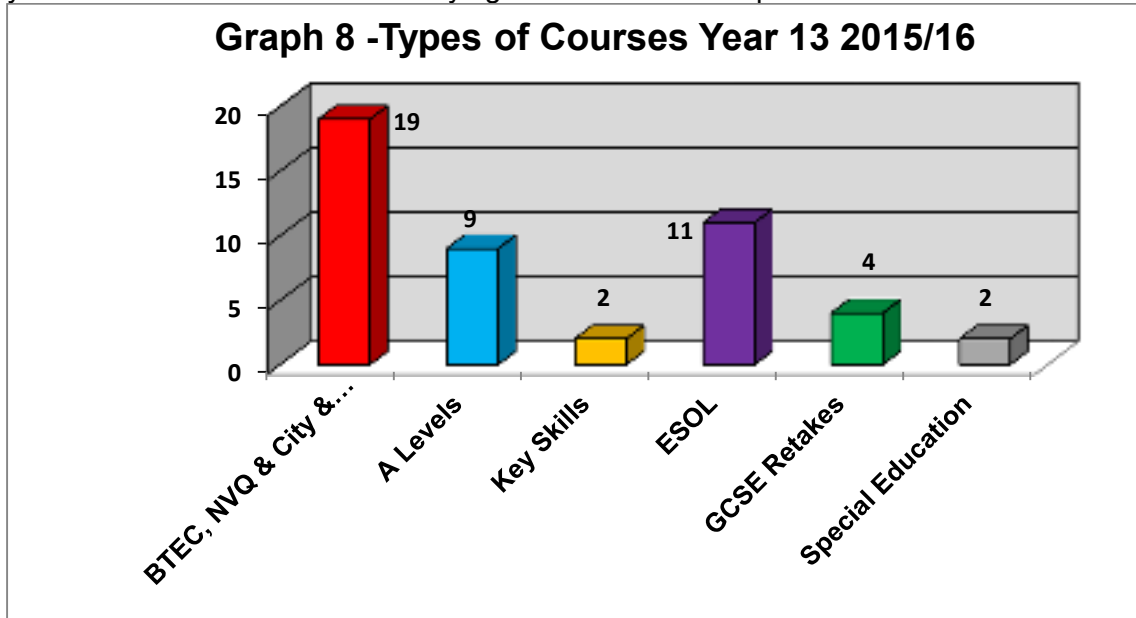
As you seen from the table below, the figures for students in education has increased compared to the previous year. Changing courses, mental health issues and complex social and emotional needs has impacted on the figures. Students are being supported in alternative appropriate Post 16 Pathways and accreditation.

Table 4 –Year 13 students in study, employment, NEET or other

Category	2012/2013	2013/2014	2014/2015	2015/16
In Study	44/65=68%	49/71=69%	38/61= 62%	47/70=67%
Employed	2/65=3%	3/71=4%	1/61= 2%	2/70=3%
NEET	14/65=21%	15/71=21%	16/61= 26%	18/70=26%
Training	5/65=8%	4/71=6%	6/61=11%	3/70=3%

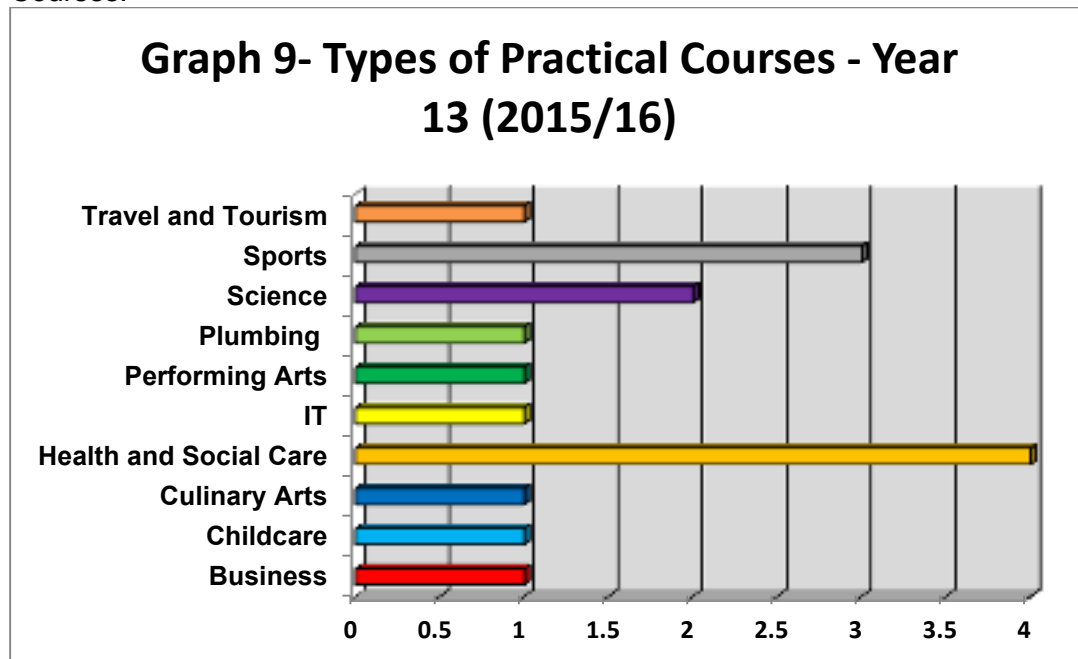
Type of Course studied

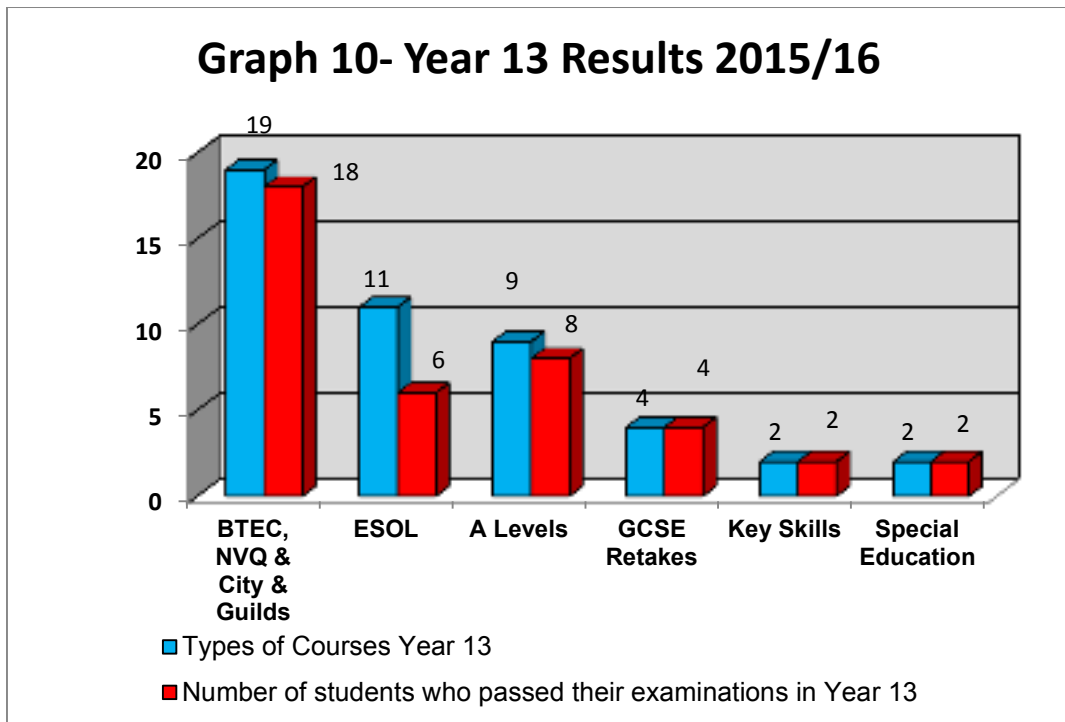
Students studied a wide variety of courses. Once again the practical courses, such as BTEC's, NVQs and City and Guilds qualifications were popular. Many of our young people are taking ESOL Courses. Nine students also studied A Levels compared to the previous year there were two students studying A Levels. See Graph 8 for details.



Types of practical courses studied

As you can see from Graph 9 below there are a wide range of practical courses studied by our young people. The most popular was Health and Social Care and Sports. Other popular courses with Year 13 aged students included Science Courses.





Of the 18 students in Year 13 that passed their BTECs courses, 13 of these students are following a two year BTEC Level 1 and Level 2 Course. Six of these students are following a Level 3 BTEC Course.

PART 3 - The current situation Year 12 & 13

There are currently 53 young people in Year 12, i.e. who took GCSEs in the summer of 2016. Of these 35 (66%) are in education, following the similar trend to other young people in that they are taking a wide range of practical subjects. The majority of year 12 students are on Level 1, Level 2 courses and L3 Courses. 11 students are NEET (Not in Employment, Education or Training) (21%) and 6 students are on training programmes/courses (11%) and information on the remaining one young person (2%) is currently unavailable. Of the 11 students that are currently NEET in year 12, 5 of these young people did not sit GCSEs in summer 2016 and 2 others achieved 1 A* to G grade, 2 others achieved 5 A* to G Grades, 1 achieved a functional skills qualification in the summer 2016 examinations.

There are currently 86 young people in year 13. Of these, 60 are in education (70%), 6 are in training (7%) and 20 (23%) are NEET. The situation across Years 12 and 13 remains similar to previous years in that the majority of looked after young people choose to study in FE colleges. However, 6 students have continued to study in their Sixth Form. Several of our young people are in Ealing, Hammersmith and West London College where there is a full time mentor for Looked After Children and strong support for LAC especially around admissions. Redwood Skills and Uxbridge College are also proving to be popular with our young people.

Overall in terms of the routes young people follow, most young people follow BTEC qualifications over three years demonstrating a strong commitment to education and a determination to succeed. However, A Levels courses have also proven to be popular. In year 13, 10 students are taking Level 3 courses which include A Level and BTEC Courses. Five of these students all achieved 5 A* to C GCSE grades including English and Maths in the 2015 summer examinations. Four of these students achieved 5 A* to C GCSE grades in

the 2015 summer examinations. 6 of the 10 students taking Level 3 courses have continued with Level 3 Courses in the same school in which they sat their GCSE examinations.

Virtual School Team work to sustain and improve

In order to ensure the uptake for Higher Education is sustained for 2017 entry, we

- Have already identified at least 12 young people who qualify for University next year.
- Appointments have been made with the young people to support them with choosing appropriate courses and Universities and ensuring applications are made to time.
- Advice and support with UCAS applications and student finance is covered with our young people every Thursday during information and Advice for Post 16 students.
- All young people applying to University receive guidance on their personal statements as well as the financial support that is available to them.
- Potential University students are given the opportunity to meet with the Post 16 Teacher regularly at Horizons to access support with assignments as well as any support with the University application process.
- Their progress is tracked and monitored throughout the year with regular dialogue with their College & Sixth Form tutors, Social Workers and 20+ workers.
- We have built strong links with the Refugee Support Network who have offered additional support for our young people with immigration issues who are aspiring to attend University.
- We have also built strong links with Widening Participation Officers that support Care Leavers at University which includes pre application support and advice.
- All students 16 to 18 have Statutory PEP meetings and the Post 16 Teacher attends Level 3 PEP meetings.
- Post 16 Teacher delivers Training to Foster Carers and Social Work Teams including LCT and 20+ on FE and HE support and advice.