

EALING VIRTUAL SCHOOL  
LOOKED AFTER CHILDREN

# LAC EXCLUSION SUMMARY & COMPARISON

---

2016-17 AND 2017-18  
ACADEMIC YEARS

**CHILDREN'S & ADULTS' SERVICES**



---

## PERMANENT EXCLUSIONS

---

- **There were no permanent exclusions of Ealing LAC in 2017/18**

---

## FIXED-TERM EXCLUSIONS

---

### Headlines 2017-18 (R-Yr.11)

#### INSTANCES OF EXCLUSION

- There was a reduction of 1% (78 to 77) in instances of exclusion compared to 2016-2017.
- 58% (45) of the fixed -term exclusions were for pupils with an EHC plan or were on SEN Support in 2017-18.
- 62% (48) of the instances of exclusions were for LAC attending out borough schools; 38% (29) were LAC in Ealing schools.
- 93.5% (72 of 77) of the exclusions were for pupils of high school age, 6.5% (5) were for primary aged pupils.
- 5 special schools /AP/PRUs make up 30% of the total instances of exclusion in 2017-2018

#### PUPILS EXCLUDED

- Reduction of 13% in the number of students excluded for a fixed term, from 30 students in 2016-2017 to 26 students in 2017-2018.
- 58% (15 of 26) had 1 or more fixed term exclusion in 2017-2018 compared to 53% (16 of 30)
- Of the 26 pupils excluded, 5 (19%) of the pupils excluded had an EHC plan, 9 (35%) were at SEN Support.
- 4 pupils across 3 schools accounted for 38% of the instances of exclusion (29 of 77)

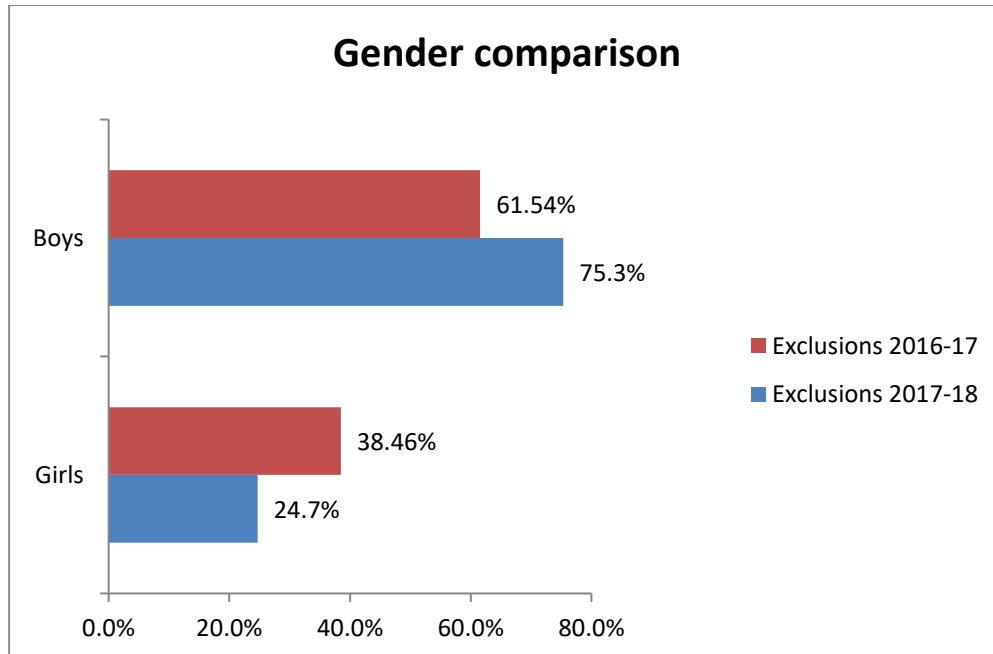
#### COMMENTARY

- There were 77 instances of fixed-term exclusions in 2017-18, a decrease of 1 % compared to 2016-17 (78).
- In 2017-18, 26 pupils were excluded, compared to 30 in 2016-17. There was a decrease of 32.5 days LAC were excluded in 2017-18 (224 days, a decrease from 256.5 days in 2016-17).

## Gender

In 2017-18 Ealing's LAC cohort gender split was 75% boys and 25% girls.

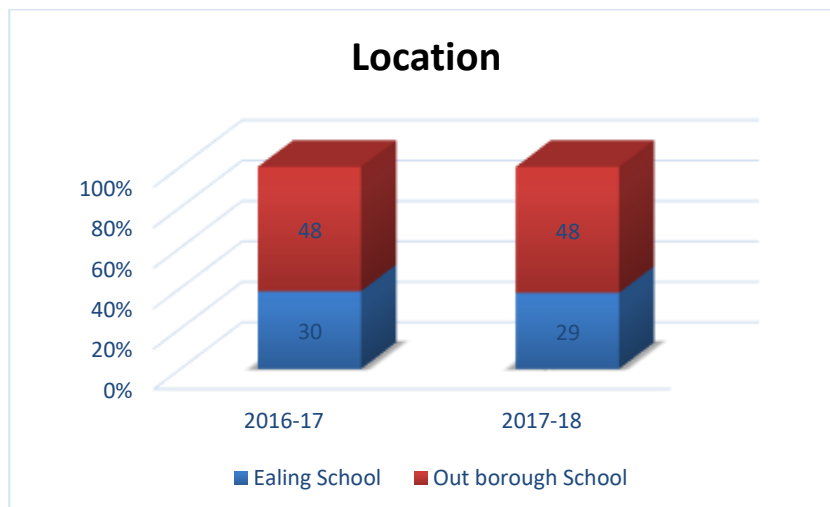
In 2016-17 61.5% (48 of 78) of the exclusions were for boys in 2017-18, 75% (58 of 77) of the exclusions were for boys



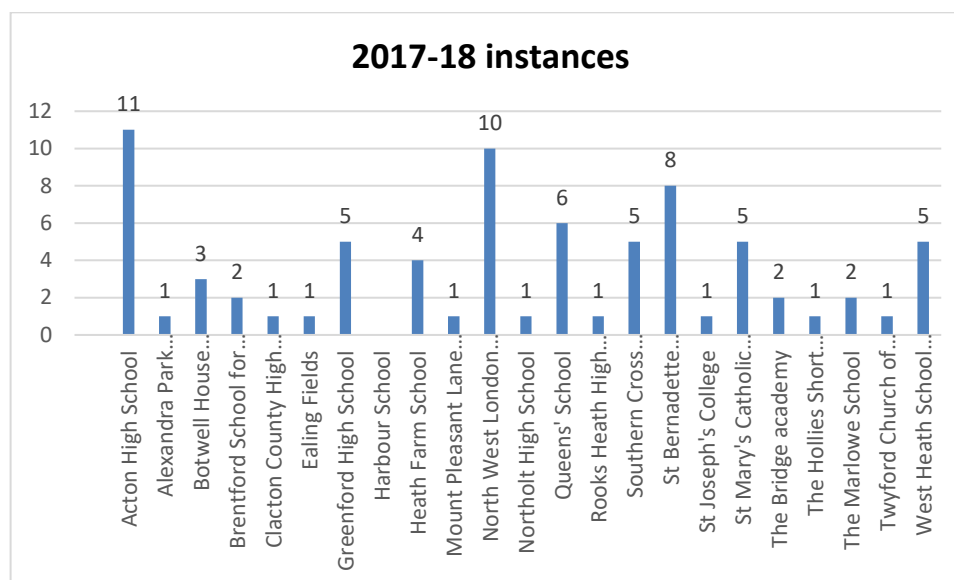
## Location

In 2017-18 (48 of 77) 62% of the exclusions were for pupils attending out-borough schools.

In 2016-17 (48 of 78) 62% of the exclusions were for pupils at out-borough schools.



## Instances per school



## In 2017-18

38% (29 of 77) of the exclusions were for pupils attending just 3 schools: Acton high School, NWLIS and St Bernadette Catholic Secondary School.

- 1 boy at Acton High School accounted for 11 of the 77 fixed-term exclusions (14% of the total)
- 1 boy and 1 girl accounted for 10 (5 and 5) of the 77 exclusions in 2017-18 (13% of the total) the exclusions were from North West London Independent Special School (SEMH)
- 1 pupil at St Bernadette Catholic Secondary School accounted for 10% (8 of 77) of the total.

## Total fixed term exclusions by schools

School	2016-17 instances	Pupils	2017-18	
			instances	Pupils
Acton High School			11	1
Alec Reed Academy				
Alexandra Park Secondary School			1	1
Ark Academy				
Belvue School (complex & severe needs)	1	1		
Botwell House Catholic Primary School			3	2
Brentford School for Girls	1	1	2	1
Burnt Mill Academy Trust				
Canons High School				
Carew Manor School				
Chipping Campden School	1	1		
Chiswick Community School	1	1		

Clacton County High School			1	1
Dormers Wells High School	1	1		
Ealing Alternative Provision (EAP) (SEMH)	1	1		
Ealing Fields			1	1
Eastbury Community School				
Elms School (SEMH/ASD/SLCNI)	7	1		
Elthorne Park High School				
Featherstone High School	1	1		
Grange Primary School	2	1		
Greenford High School			5	2
Harbour School				
Heath Farm School			4	2
Heston Community School	2	1		
Highams Park School				
Iceni Academy				
Insights Independent School (SEMH)	2	1		
Isleworth and Syon School for Boys	4	1		
Loxford School of Science and Technology	1	1		
Monmouth Comprehensive School				
Mount Pleasant Lane Junior Mixed, Infant and Nursery School			1	1
New River College Secondary (PRU/SEMH)				
North West London Independent Special School (SEMH)	6	1	10	2
Northolt High School			1	1
Oakwood School, Flying High(SEMH)				
Queens' School			6	1
Rooks Heath High School	2	1	1	1
Sacred Heart Roman Catholic Primary School	1	1		
Saffron Valley Collegiate	1	1		
Sandhurst School				
Southern Cross School (SEMH)	2	1	5	1
Southover Partnership School (SEMH, ASD)	1	1		
St Bernadette Catholic Secondary School			8	1
St Edward's School	1	1		
St Joseph's College			1	1
St Mary's Catholic High School			5	1
Swakeleys School	4	1		
Tendring Technology College	1	1		
Teresa House				
The Bridge academy			2	1
The Cardinal Wiseman Catholic School				
The Chalfonts Community College	5	1		
The Conningsby Pupil Referral Unit (PRU/SEMH)				
The Fulham College Academy Trust				
The Hollies Short Stay School			1	1
The Marlowe School			2	1
The Tutorial Foundation (SEMH)	2	1		
Trinity College				

Twyford Church of England High School			1	1
Ursuline College	2	1		
Viking Primary School				
Villiers High School	1	1		
West Heath School (SEMH /other complex needs)	11	1	5	1
Woodlands Academy	15	4		
	<b>78</b>	<b>30</b>	<b>77</b>	<b>26</b>

### School Type

	2016-17	2017-18	2017-18
School type	Instances	Instances	% share
M	46	53	69%
S	28	22	29%
PRU/AP	4	2	3%
<b>Total</b>	<b>78</b>	<b>77</b>	<b>100%</b>

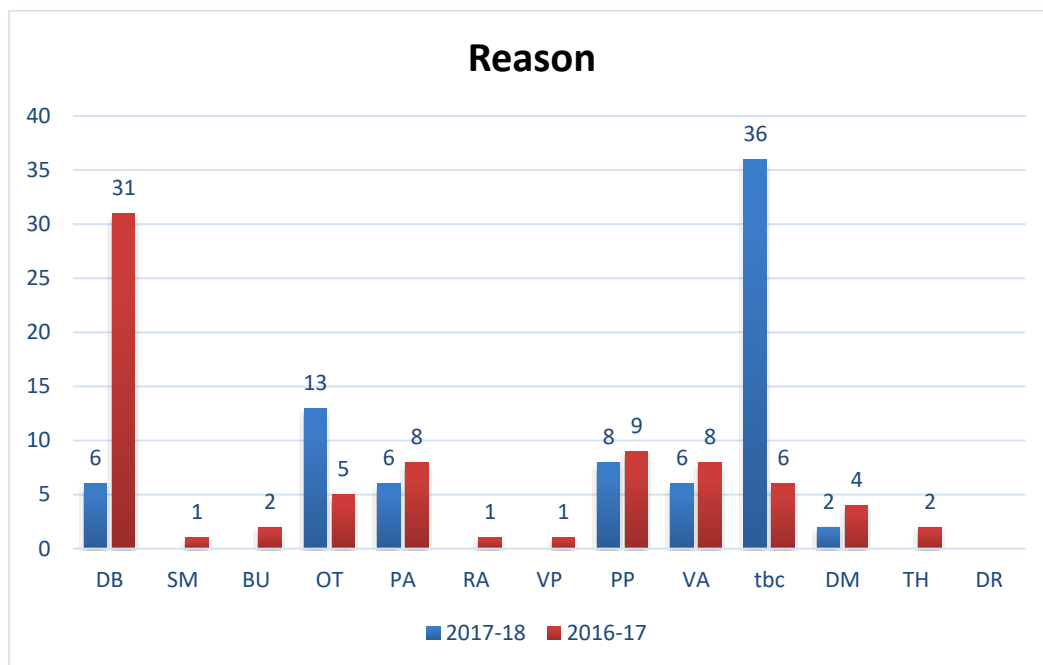
### Reason for Exclusion

The highest percentage of fixed-term exclusions in 2016-17 year were categorized as 'persistent disruptive behavior' (DB) 2016-17=40%, in 2017-18 year it was as 'other' (OT) 2016-17= 17% with DB accounting for just 8%.

However, as you can see from the table, the reason remains unknown for 47% of the exclusions in 2017-18 because we have not had sight of the exclusion letter and the LACall report doesn't include the reason code for these 47%.

As with the data on fixed-term exclusions in general, exclusions for LAC pupils have been categorized as OT 'other' which is unhelpful from a statistical perspective, and the issue does appear to be increasing, 6% of the exclusions in 2016-17 and 17% in 2017-18

Reason	2016-17		2017-18	
DB	31	40%	6	8%
SM	1	1%		
BU	2	3%		
OT	5	6%	13	17%
PA	8	10%	6	8%
RA	1	1%		
VP	1	1%		
PP	9	12%	8	10%
VA	8	10%	6	8%
tbc	6	8%	36	47%
DM	4	5%	2	3%
DR				
TH	2	3%		
	<b>78</b>		<b>77</b>	




---

### PUPILS EXCLUDED

---

In 2016-17 30 pupils had fixed-term exclusions, in 2017-18 26 pupils had fixed-term exclusions.

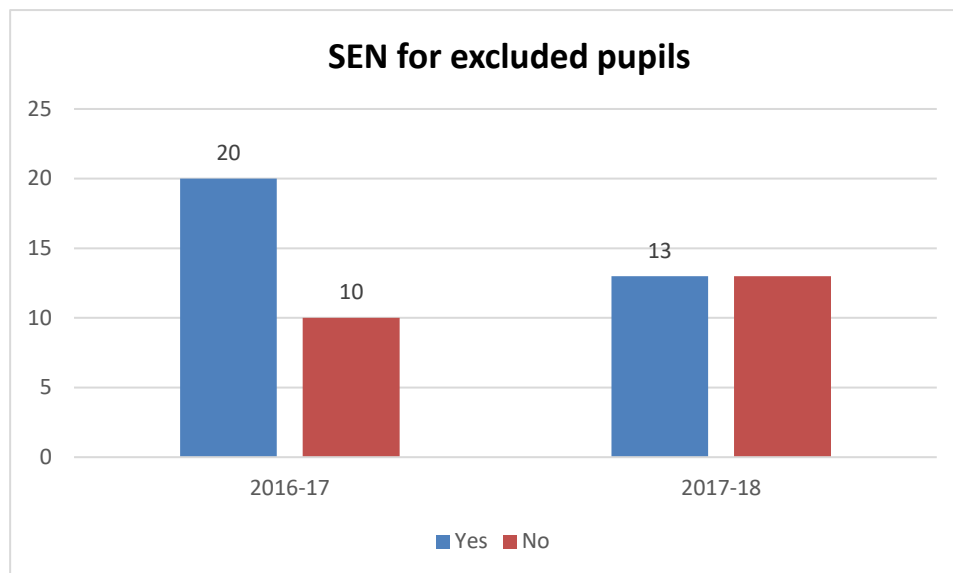
### SEN

The table below shows the SEN stage for the pupils excluded.

SEN	2016-17	%	2017-18	%
(N) No special educational need	10	32%	12	46%
(K) SEN Support	13	42%	9	35%
(E) Education, Health and Care Plan (EHCP)	7	26%	5	19%
	30		26	

14 of the 26 excluded pupils (54%) were on the SEN register in 2017-2018 compared to 20 of the 30 (67%) of the excluded pupils in 2016-17.

(See strategies to address SEMH needs in the VSH Annual Report 2017-2018).

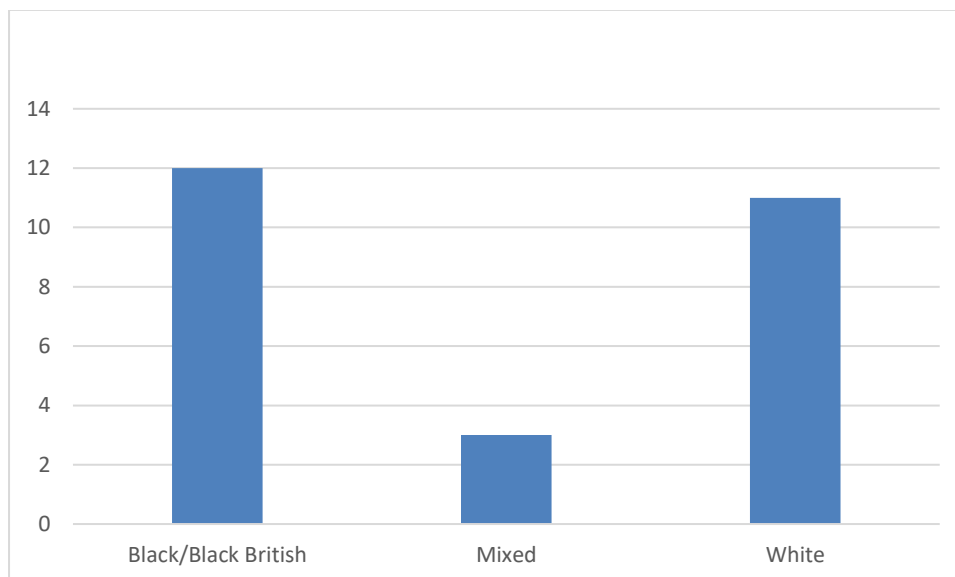


## Ethnicity

In 2016-17 WBRI 6 (19%), BCRB 5 (16%), WIRT 4 (13%).

In 2017-18

- White (42%), compared to 28.5% of that group in the cohort
- Black/Black British (46.2%) -v- 29.6%
- Mixed (11.5%) -v- 21.4%





## Year Group

In 2017-18 the highest number of exclusions were in Y8 (36%) and Y9 (23%). This was also reflected in 2016-17 with 22% (Y8) + 24% (Y9).

Year group	2017-18 Excluded pupils instances	%	Ealing LAC Cohort 2017-18	%
R			5	2%
1			7	3%
2	1	1%	9	4%
3			5	2%
4	2	3%	8	4%
5	1	1%	17	8%
6	1	1%	16	8%
7	10	13%	21	10%
8	28	36%	22	11%
9	18	23%	26	13%
10	15	19%	28	14%
11	1	1%	38	19%
	<b>77</b>		<b>202</b>	

Year group	2016-17 Instances	%	Pupils	Ealing LAC Cohort 2016-17	%
R				7	3%
1	6	8%	2	7	3%
2				7	3%
3	5	6%	2	8	4%
4				16	7%
5				14	6%
6	14	18%	3	22	10%
7	3	4%	2	21	9%
8	17	22%	7	26	11%
9	19	24%	7	28	12%
10	14	18%	7	34	15%
11				37	16%
	<b>78</b>		<b>30</b>	<b>227</b>	